



2011 SILAGE CORN YIELD BOOK



Table of Contents

Performance Summaries

Hybrid	Page
ES-7435RR	
ES-7443VT3	
ES-7477VT3	
ES-7531	
ES-7532VT3	
ES-7553VT3P	
ES-7589RR/VT3	
ST-7590RR	
ST-7595/RR	

Head-to-Head Comparisons

Hybrids	Years
ES-7443 vs. DKC61-22	2010-2011
ES-7443 vs. DKC62-63	2010-2011
ES-7443 vs. DKC64-69	2011
ES-7443 vs. DKC64-82/83	2010-2011
ES-7443 vs. P1615R	2011
ES-7443 vs. P33Y74/75	2011
ES-7443 vs. P32T82	2010-2011
ES-7531 vs. P31N27	2008-2011
ES-7531 vs. P1253	2010-2011
ES-7532VT3 vs. P33Y75	2011
ES-7532VT3 vs. P32T82	2009-2011
ES-7532VT3 vs. I9650VT	2009-2011
ES-7532VT3 vs. I9651VT3	2009-2011
ES-7532VT3 vs. DKC61-22	2009-2011
ES-7532VT3 vs. DKC62-61/62/63	2009-2011
ES-7532VT3 vs. DKC64-82/83	2009-2011
ES-7532VT3 vs. DKC67-86/88	2010-2011
ES-7553/VT3 vs. ES-7443VT3	2011
ES-7553 vs. ES-7531	2011
ES-7553 vs. ES-P31N27	2011
ES-7553/VT3 vs. P33Y74/75	2011
ES-7553 vs. P1253	2011
ES-7590RR vs. P31N26	2010-2011
ES-7590RR vs. I9640VT3	2010-2011
ES-7590RR vs. I9650R/VT3/VT3P	2008-2011
ES-7590RR vs. I9651VT3/VT3P	2009-2011
ES-7590RR vs. I9665VT3P	2011
ES-7590RR vs. DKC61-22	2007-2011
ES-7590RR vs. DKC61-49	2010
ES-7590RR vs. DKC62-61/62/63	2009-2011

ES-7590RR vs. DKC67-86/67-88 2010

Strip Trials

Location	Year / Grower
Willows	2011 Larry Domenighini Farms
Willows	2010 Larry Domenighini Farms #1
Willows	2010 Larry Domenighini Farms #2
Willows	2009 Larry Domenighini Farms
Butte City	2011 Chad & Chris Giesbrecht Farms
Butte City	2010 BC&C Farms #1
Butte City	2010 BC&C Farms #2
Butte City	2010 Arlo Becker Farms
Butte City	2011 Ronald Eck Farms
Butte City	2010 Ronald Eck Farms
Butte City	2011 Keith Friesen Farms
Butte City	2010 Keith Friesen Farms
Colusa	2011 River Vista Farms
Grimes	2011 Gary Driver Farms
Arbuckle	2010 T&P Farms
Knights Landing	2011 Tamita Farms
Knights Landing	2011 Eastman Ranch
Knights Landing	2011 Richter Brothers Farms #1
Knights Landing	2011 Richter Brothers Farms #2
Knights Landing	2010 Richter Brothers Farms
Knights Landing	2009 Richter Brothers Farms
Knights Landing	2009 River Garden Farms
Knights Landing	2011 Prado Brothers
Knights Landing	2011 Van Ruiten Farms
Robbins	2010 Van Ruiten Farms
Robbins	2009 Van Ruiten Farms
Woodland	2010 Pollock Farms
Woodland	2011 Donald Beeman Farms
Woodland	2011 Joe Muller & Sons Farms #1
Woodland	2011 Joe Muller & Sons Farms #2
Woodland	2011 Joe Muller & Sons Farms #3
Woodland	2010 Joe Muller & Sons Farms
Woodland	2011 Harlan & Dumars Farms
Woodland	2010 Harlan & Dumars Farms
Dixon	2011 Woody Brothers
Dixon	2010 Roy Gill Farms
Dixon	2009 Roy Gill Farms
Dixon	2011 Mark Atkinson Farms
Dixon	2010 Mark Atkinson Farms
Dixon	2010 Freese Farms
Courtland, Holland Tract	2011 Barsoom Farms
Walnut Grove, Grand Island	2011 Beaver Farms
Walnut Grove, Staten Island	2010 M&T Ranch

Walnut Grove, Tyler Island	2011 Greenfields Turf
Isleton, Andrus Island	2011 Denis Van DeMaele Farms
Isleton, Andrus Island	2010 Denis Van DeMaele Farms
Isleton, Andrus Island	2009 Denis Van DeMaele Farms
Rio Vista, Ryer Island	2011 Mark Esperson Farms
Rio Vista, Ryer Island	2010 Mark Esperson Farms
Rio Vista, Brannan Island	2011 Vince Chavier Farms
Rio Vista, Brannan Island	2010 Vince Chavier Farms
Rio Vista, Brannan Island	2011 Sierra Cattle Co. #1
Rio Vista, Brannan Island	2010 Sierra Cattle Co. #1
Rio Vista, Egbert Tract	2011 Sierra Cattle Co. #2
Rio Vista, Egbert Tract	2010 Sierra Cattle Co. #2
Rio Vista, Hastings Island	2011 HILCO
Isleton, Bouldin Island	2011 Steve Dinelli Farms
Isleton, Bouldin Island	2010 Steve Dinelli Farms
Isleton, Bouldin Island	2009 Steve Dinelli Farms
Galt	2011 Ceccarini Farms
Lodi, Terminous Tract	2011 Highway 12 Farms #1
Lodi, Terminous Tract	2011 Highway 12 Farms #2
Lodi, Terminous Tract	2010 Highway 12 Farms
Lodi	2009 Schmiedt Farms
Antioch, Webb Tract	2011 Bouldin Farming Co
Stockton	2011 Biagi Farms
Stockton	2010 Pellegrini & Sons
Stockton	2009 Celli Farms
Stockton, Venice Island	2011 Venice Island Farms
Stockton, Roberts Island	2011 El Dorado Farms
Stockton, Roberts Island	2008 Diamond R Ranch
Stockton, Jones Tract	2011 Willow Tree Farms
Stockton, Jones Tract	2011 E. A. & B. Farms
Stockton, Jones Tract	2010 E. A. & B. Farms
Stockton, Jones Tract	2008 E. A. & B. Farms
Stockton, Jones Tract	2010 Bustez Enterprises
Tracy	2011 Del Terra Farms #1
Tracy	2011 Del Terra Farms #2
Brentwood, Palm Tract	2011 Morris Farms
Brentwood, Palm Tract	2010 Morris Farms
Brentwood, Palm Tract	2009 Morris Farms
Merced	2010 Willow Creek Farms
Merced	2011 Phil Favier Farms
Chowchilla	2011 Russell Harris Farms
Chowchilla	2011 Wilgenberg Farms
Los Banos	2011 Perriera Brothers
Firebaugh	2009 Britz Farming
Dos Palos	2011 Chad Crivelli Farms
Dos Palos	2010 Chad Crivelli Farms
Buttonwillow	2009 E.W. Suarez Farms

Wasco	2011 Furrow Farms
Shafter	2011 W.C. Handel & Son Farms
Shafter	2010 W.C. Handel & Son Farms

ES-7435RR Performance Summary

5 Locations / 2011	Harvest Moisture	Bushel Weight	Yield @ 15.5%		
			Lbs./Ac.	Tons/Ac.	Bu./Ac.
ES-7435RR Average Values	15.1	61.1	13,543	6.77	241.8

ES-7443RR/VT3P Performance Summary

34 Locations / 2010-2011	Harvest Moisture	Bushel Weight	Yield @ 15.5%		
			Lbs./Ac.	Tons/Ac.	Bu./Ac.
ES-7443RR/VT3 Average Values	15.2	60.6	13,697	6.85	244.6

ES-7477VT3 Performance Summary

61 Locations / 2007-2010	Harvest Moisture	Bushel Weight	Yield @ 15.5%		
			Lbs./Ac.	Tons/Ac.	Bu./Ac.
ES-7477VT3 Average Values	14.6	59.3	11,762	5.88	210.0

ES-7531 Performance Summary

39 Locations / 2008-2011	Harvest Moisture	Bushel Weight	Yield @ 15.5%		
			Lbs./Ac.	Tons/Ac.	Bu./Ac.
ES-7531 Average Values	15.1	61.1	13,543	6.77	241.8

ES-7532VT3 Performance Summary

57 Locations / 2009-2011	Harvest Moisture	Bushel Weight	YIELD @ 15.5%		
			LBS./AC	TONS/AC	BU/AC
ES-7532VT3 Average Values	15.4	57.8	12,944	6.47	231.1

ES-7553/VT3P Performance Summary

14 Locations / 2011	Harvest Moisture	Bushel Weight	Yield @ 15.5%		
			Lbs./Ac.	Tons/Ac.	Bu./Ac.

ES-7553/VT3P Average Values	16.0	61.5	14,262	7.13	254.7
-----------------------------	------	------	--------	------	-------

ES-7589RR/VT3 Performance Summary					
24 Locations / 2010-2011	Harvest Moisture	Bushel Weight	Yield @ 15.5%		
			Lbs./Ac.	Tons/Ac.	Bu./Ac.
ES-7589RR/VT3 Average Values	16.1	59.5	12,854	6.43	229.5

ST-7590RR Performance Summary					
87 Locations / 2007-2011	Harvest Moisture	Bushel Weight	Yield @ 15.5%		
			Lbs./Ac.	Tons/Ac.	Bu./Ac.
ST-7590RR Average Values	15.0	59.5	12,519	6.26	223.6

ST-7595/RR Performance Summary					
64 Locations / 2004-2011	Harvest Moisture	Bushel Weight	Yield @ 15.5%		
			Lbs./Ac.	Tons/Ac.	Bu./Ac.
ST-7595/RR Average Values	15.2	59.9	11,632	5.82	207.7

ES-7443VT3 vs. DKC61-22

8 Locations / 2010-2011	Harvest Moisture	Bushel Weight	Yield @ 15.5%		
			Lbs./Ac.	Tons/Ac.	Bu./Ac.
ES-7443VT3 Average Values	15.2	60.4	12,597	6.30	224.9
DKC61-22 Average Values	15.7	59.7	11,934	5.97	213.1

ES-7443VT3 vs. DKC62-63

10 Locations / 2010-2011	Harvest Moisture	Bushel Weight	Yield @ 15.5%		
			Lbs./Ac.	Tons/Ac.	Bu./Ac.
ES-7443VT3 Average Values	14.9	60.3	13,222	6.6	236.1
DKC62-63 Average Values	15.0	59.6	13,034	6.52	232.8

ES-7443VT3 vs. DKC64-69

4 Locations / 2011	Harvest Moisture	Bushel Weight	Yield @ 15.5%		
			Lbs./Ac.	Tons/Ac.	Bu./Ac.
ES-7443VT3 Average Values	15.2	60.1	13,100	6.55	233.9
DKC64-69 Average Values	16.3	58.8	12,987	6.49	231.9

ES-7443VT3 vs. DKC64-82/83

9 Locations / 2010-2011	Harvest Moisture	Bushel Weight	Yield @ 15.5%		
			Lbs./Ac.	Tons/Ac.	Bu./Ac.
ES-7443VT3 Average Values	15.1	60.1	12,923	6.46	230.8
DKC64-82/83 Average Values	15.9	59.6	12,429	6.21	221.9

ES-7443VT3 vs. P1615R

2 Locations / 2011	Harvest Moisture	Bushel Weight	Yield @ 15.5%		
			Lbs./Ac.	Tons/Ac.	Bu./Ac.
ES-7443VT3 Average Values	14.9	61.3	14,169	7.08	253.0

P1615R Average Values	15.2	60.2	13,709	6.85	244.8
-----------------------	------	------	--------	------	-------

ES-7443VT3 vs. P33Y74/75					
8 Locations / 2011	Harvest Moisture	Bushel Weight	Yield @ 15.5%		
			Lbs./Ac.	Tons/Ac.	Bu./Ac.
ES-7443VT3 Average Values	15.7	60.0	12,494	6.25	223.1
P33Y74/75 Average Values	18.9	59.9	11,680	5.84	208.6

ES-7443VT3 vs. P32T82					
8 Locations / 2010-2011	Harvest Moisture	Bushel Weight	Yield @ 15.5%		
			Lbs./Ac.	Tons/Ac.	Bu./Ac.
ES-7443VT3 Average Values	14.9	60.1	13,301	6.65	237.5
P32T82 Average Values	16.3	60.0	11,760	5.88	210.0

ES-7531 VS. P31N27					
33 Locations / 2008-2011	Harvest Moisture	Bushel Weight	Yield @ 15.5%		
			Lbs./Ac.	Tons/Ac.	Bu./Ac.
ES-7531 Average Values	14.2	61.9	13,520	6.76	241.4
P31N27 Average Values	14.8	62.0	13,729	6.89	245.0

ES-7531 vs. P1253					
8 Locations / 2010-2011	Harvest Moisture	Bushel Weight	Yield @ 15.5%		
			Lbs./Ac.	Tons/Ac.	Bu./Ac.
ES-7531 Average Values	14.2	62.3	14,207	7.10	253.7
P1253 Average Values	13.8	62.6	14,256	7.13	254.6

ES-7532VT3 vs. P33Y75					
-----------------------	--	--	--	--	--

5 Locations / 2011	Harvest Moisture	Bushel Weight	Yield @ 15.5%		
			Lbs./Ac.	Tons/Ac.	Bu./Ac.
ES-7531 Average Values	16.5	57.6	11,342	5.67	202.5
P33Y75 Average Values	18.6	60.4	11,355	5.68	202.8

ES-7532VT3 vs. P32T82					
15 Locations / 2009-2011	Harvest Moisture	Bushel Weight	Yield @ 15.5%		
			Lbs./Ac.	Tons/Ac.	Bu./Ac.
ES-7532VT3 Average Values	15.7	57.3	12,097	6.05	216.0
P32T82 Average Values	16.6	59.8	12,090	6.05	215.9

ES-7532VT3 vs. I9650VT3P					
11 Locations / 2009-2011	Harvest Moisture	Bushel Weight	Yield @ 15.5%		
			Lbs./Ac.	Tons/Ac.	Bu./Ac.
ES-7532VT3 Average Values	15.6	57.0	11,738	5.87	209.6
I9650VT3P Average Values	16.1	57.0	11,616	5.81	207.4

ES-7532VT3 vs. I9651VT3P					
5 Locations / 2009-2011	Harvest Moisture	Bushel Weight	Yield @ 15.5%		
			Lbs./Ac.	Tons/Ac.	Bu./Ac.
ES-7532VT3 Average Values	15.3	57.0	11,289	5.64	201.6
I9651VT3P Average Values	15.6	57.0	11,058	5.53	197.5

ES-7532VT3 vs. DKC61-22					
12 Locations / 2009-2011	Harvest Moisture	Bushel Weight	Yield @ 15.5%		
			Lbs./Ac.	Tons/Ac.	Bu./Ac.
ES-7532VT3 Average Values	15.8	57.2	11,709	5.85	209.1

DKC61-22 Average Values	15.6	59.7	11,814	5.91	211.0
-------------------------	------	------	--------	------	-------

ES-7532VT3 vs. DKC62-61/62/63					
24 Locations / 2009-2011	Harvest Moisture	Bushel Weight	Yield @ 15.5%		
			Lbs./Ac.	Tons/Ac.	Bu./Ac.
ES-7532VT3 Average Values	15.8	57.7	12,289	6.14	219.5
DKC62-63 Average Values	15.7	60.0	12,821	6.41	229.0

ES-7532VT3 vs. DKC64-82/83					
14 Locations / 2009-2011	Harvest Moisture	Bushel Weight	Yield @ 15.5%		
			Lbs./Ac.	Tons/Ac.	Bu./Ac.
ES-7532VT3 Average Values	16.1	57.1	12,379	6.19	221.1
DKC64-82/83 Average Values	16.9	59.1	12,202	6.10	217.9

7532VT3 vs. DKC67-86/88					
5 Locations / 2010-2011	Harvest Moisture	Bushel Weight	Yield @ 15.5%		
			Lbs./Ac.	Tons/Ac.	Bu./Ac.
ES-7532VT3 Average Values	14.7	57.2	14,401	7.20	257.2
DKC67-86/88 Average Values	15.8	58.9	14,173	7.09	253.1

ES-7553/VT3 vs. ES-7443VT3					
19 Locations / 2011	Harvest Moisture	Bushel Weight	Yield @ 15.5%		
			Lbs./Ac.	Tons/Ac.	Bu./Ac.
ES-7553/VT3 Average Values	16.6	61.4	14,091	7.05	251.6
ES-7443VT3 Average Values	15.5	60.8	13,929	6.96	248.7

ES-7553 vs. ES-7531

14 Locations / 2011	Harvest Moisture	Bushel Weight	Yield @ 15.5%		
			Lbs./Ac.	Tons/Ac.	Bu./Ac.
ES-7553 Average Values	15.8	61.6	15,020	7.51	268.2
ES-7531 Average Values	15.9	61.9	13,643	6.82	243.6

ES-7553 vs. P31N27					
16 Locations / 2011	Harvest Moisture	Bushel Weight	Yield @ 15.5%		
			Lbs./Ac.	Tons/Ac.	Bu./Ac.
ES-7553 Average Values	15.1	62.0	15,742	7.87	281.1
P31N27 Average Values	15.3	61.9	14,149	7.07	252.7

ES-7553/VT3 vs. P33Y74/75					
9 Locations / 2011	Harvest Moisture	Bushel Weight	Yield @ 15.5%		
			Lbs./Ac.	Tons/Ac.	Bu./Ac.
ES-7553/VT3 Average Values	15.5	61.4	14,162	7.08	252.9
P33Y74/75 Average Values	17.2	60.6	13,751	6.88	245.5

ES-7553 vs. P1253					
4 Locations / 2011	Harvest Moisture	Bushel Weight	Yield @ 15.5%		
			Lbs./Ac.	Tons/Ac.	Bu./Ac.
ES-7553 Average Values	14.8	62.1	15,676	7.84	279.9
P1253 Average Values	14.4	62.4	14,101	7.05	251.8

ST-7590RR vs. P31N26					
8 Locations / 2010-2011	Harvest Moisture	Bushel Weight	Yield @ 15.5%		
			Lbs./Ac.	Tons/Ac.	Bu./Ac.

ST-7590RR Average Values	15.3	60.6	14,649	7.32	261.6
P31N26 Average Values	16.0	62.0	14,891	7.45	265.9

ST-7590RR vs. I9640VT3					
7 Locations / 2010-2011	Harvest Moisture	Bushel Weight	Yield @ 15.5%		
			Lbs./Ac.	Tons/Ac.	Bu./Ac.
ST-7590RR Average Values	15.8	56.0	12,194	6.10	217.7
I9640VT3 Average Values	16.5	57.0	12,151	6.07	217.0

ST-7590RR vs. I9650RR/VT3/VT3P					
13 Locations / 2008-2011	Harvest Moisture	Bushel Weight	Yield @ 15.5%		
			Lbs./Ac.	Tons/Ac.	Bu./Ac.
ST-7590RR Average Values	14.9	58.5	11,701	5.85	209.0
I9659RR/VT3/VT3P Average Values	15.4	57.6	11,313	5.66	202.0

ST-7590RR vs. I9651VT3/VT3P					
8 Locations / 2009-2011	Harvest Moisture	Bushel Weight	Yield @ 15.5%		
			Lbs./Ac.	Tons/Ac.	Bu./Ac.
ST-7590RR Average Values	15.0	58.5	11,390	5.69	203.4
I9651VT3/VT3P Average Values	15.1	58.5	10,997	5.50	196.4

ST-7590RR vs. I9665VT3P					
3 Locations / 2011	Harvest Moisture	Bushel Weight	Yield @ 15.5%		
			Lbs./Ac.	Tons/Ac.	Bu./Ac.
ST-7590RR Average Values	16.1	58.0	11,777	5.89	210.3
I9665VT3P Average Values	16.3	57.0	11,493	5.75	205.2

7590RR vs. DKC61-22

21 Locations / 2007-2011	Harvest Moisture	Bushel Weight	Yield @ 15.5%		
			Lbs./Ac.	Tons/Ac.	Bu./Ac.
ST-7590RR Average Values	14.9	59.6	11,712	5.86	209.2
DKC61-22 Average Values	14.7	58.8	11,500	5.75	205.4

ST-7590RR vs. DKC61-49

4 Locations / 2010	Harvest Moisture	Bushel Weight	Yield @ 15.5%		
			Lbs./Ac.	Tons/Ac.	Bu./Ac.
ST-7590RR Average Values	16.5	56.0	11,786	5.89	210.5
DKC61-49 Average Values	16.1	59.0	11,962	5.98	213.6

ST-7590RR vs. DKC62-61/62/63

24 Locations / 2009-2011	Harvest Moisture	Bushel Weight	Yield @ 15.5%		
			Lbs./Ac.	Tons/Ac.	Bu./Ac.
ST-7590RR Average Values	15.5	59.3	12,083	6.04	215.8
DKC62-61/62/63 Average Values	15.7	59.7	12,662	6.33	226.1

ST-7590RR vs. DKC67-86/88

4 Locations / 2010	Harvest Moisture	Bushel Weight	Yield @ 15.5%		
			Lbs./Ac.	Tons/Ac.	Bu./Ac.
ST-7590RR Average Values	14.4	61.0	15,022	7.51	268.3
DKC67-86/88 Average Values	15.7	59.0	14,133	7.07	252.4

Larry Domenighini Farms

Willows, CA



Planted: 4/5/2011

Harvested: 9/30/2011

Soil Type: Mineral

Days To Harvest: 178

Company	Entry	Harvest Moisture	Bu. Wt.	Yield @ 15.5%		
				Lbs./Ac.	Tons/Ac.	Bu./Ac.
Eureka	7553 (X1153)	15.0	61.0	16,129	8.06	288.0
Pioneer	33Y74	14.1	61.0	14,812	7.41	264.5
Eureka	7589	13.7	61.0	14,699	7.35	262.5
Pioneer	P0902	14.1	61.0	14,681	7.34	262.2
Pioneer	31N27 n	14.7	62.0	14,600	7.30	260.7
Pioneer	31N27 s	14.5	62.0	14,563	7.28	260.1
Pioneer	31N27 m	14.4	62.0	14,182	7.09	253.2
Pioneer	P1253	13.7	62.0	13,884	6.94	247.9
Eureka	7531	14.2	62.0	13,734	6.87	245.3

n=north side of plot, m= middle of plot, s=south side of plot.

Larry Domenighini Farms

Willows, CA



Planted: 4/1/2010

Harvested: 10/5/2010

Soil Type: Clay Loam

Days To Harvest: 187

Company	Entry	Harvest Moisture	Bu. Wt.	Yield @ 15.5%		
				Lbs./Ac.	Tons/Ac.	Bu./Ac.
Pioneer	31N27	14.0	63.0	13,583	6.79	242.6
Pioneer	32D78	13.7	61.0	13,292	6.65	237.4
Eureka	7531	13.9	62.0	13,152	6.58	234.9
Pioneer	P1253	13.3	63.0	12,981	6.49	231.8
Pioneer	33N56	13.2	61.0	12,377	6.19	221.0
Eureka	X8140	13.6	63.0	10,941	5.47	195.4
Eureka	X1115	13.5	63.0	10,427	5.21	186.2

Data supplied by Roger Vinande, Vinande Consulting, Modesto, CA.

Larry Domenighini Farms



Willows, CA



Planted: 3/23/2010

Harvested: 9/29/2010

Soil Type: Loam

Days To Harvest: 190

Company	Entry	Harvest Moisture	Bu. Wt.	Yield @ 15.5%		
				Lbs./Ac.	Tons/Ac.	Bu./Ac.
Pioneer	33Y74	14.2	62.0	14,161	7.08	252.9
Pioneer	32D78	14.2	60.0	13,879	6.94	247.8
Eureka	7531	13.8	61.0	13,802	6.90	246.5
Pioneer	31N27 fh	14.0	62.0	13,510	6.76	241.3
Pioneer	33N56	13.6	61.0	13,389	6.69	239.1
Pioneer	P1253	13.4	62.0	13,177	6.59	235.3
Pioneer	31N27 fh	14.1	61.0	12,703	6.35	226.8

Data supplied by Roger Vinande, Vinande Consulting, Modesto, CA. fh=field hybrid.

Larry Domenighini Farms

Willows, CA



Planted: 4/7/2009

Harvested: 9/25/2009

Soil Type: Mineral, Clay Loam

Days To Harvest: 171

Company	Entry	Harvest Moisture	Bu. Wt.	Yield @ 15.5%		
				Lbs./Ac.	Tons/Ac.	Bu./Ac.
Eureka	7531	11.8	62.0	13,807	6.90	246.5
Pioneer	31N27	12.3	62.0	12,894	6.45	230.2
Eureka	X7132	11.9	61.0	12,710	6.36	227.0

Data supplied by Roger Vinande, Vinande Consulting, Modesto, CA

Chad & Chris Giesbrecht

Butte City, CA



Planted: 4/14/2011


Harvested: 9/14/2011


Soil Type: Mineral


Days To Harvest: 153

Company	Entry	Harvest Moisture	Bu. Wt.	Yield @ 15.5%		
				Lbs./Ac.	Tons/Ac.	Bu./Ac.
Eureka	7443VT3P	19.5	*	16,436	8.22	293.5
Eureka	7553VT3P (X1153)	23.9	*	15,699	7.85	280.3
Pioneer	31N26RR	22.4	*	15,406	7.70	275.1


Eureka	X1152VT3P	20.8	*	15,332	7.67	273.8
Eureka	7532VT3	20.6	*	15,314	7.66	273.5
Eureka	7590RR	23.1	*	15,212	7.61	271.6
Eureka	7589VT3P	20.5	*	15,053	7.53	268.8


BC&C Farms						
Butte City, CA						
<i>Planted: 5/3/2010</i>				<i>Harvested: 10/12/2010</i>		
<i>Soil Type: Mineral</i>				<i>Days To Harvest: 162</i>		
Company	Entry	Harvest Moisture	Bu. Wt.	Yield @ 15.5%		
				Lbs./Ac.	Tons/Ac.	Bu./Ac.
Eureka	7531	15.5	61.0	14,282	7.14	255.0
Pioneer	31N27	14.9	61.0	13,828	6.91	246.9
Eureka	X8140	14.6	62.0	11,849	5.92	211.6
Eureka	X1115	13.7	60.0	10,264	5.13	183.3

BC&C Farms						
Butte City, CA						
<i>Planted: 3/26/2010</i>				<i>Harvested: 10/1/2010</i>		
<i>Soil Type: Mineral</i>				<i>Days To Harvest: 189</i>		
Company	Entry	Harvest Moisture	Bu. Wt.	Yield @ 15.5%		
				Lbs./Ac.	Tons/Ac.	Bu./Ac.
Eureka	7590RR	13.3	59.1	14,231	7.12	254.1
Pioneer	31N26	15.0	61.7	13,518	6.76	241.4

Arlo Becker Farms						
Butte City, CA						
<i>Planted: 4/26/2010</i>				<i>Harvested: 10/8/2010</i>		
<i>Soil Type: Mineral</i>				<i>Days To Harvest: 165</i>		
		Harvest		Yield @ 15.5%		

Company	Entry	Moisture	Bu. Wt.	Lbs./Ac.	Tons/Ac.	Bu./Ac.
Eureka	7443RR	15.5	*	10,042	5.02	179.3
Eureka	7590RR	16.2	*	9,487	4.74	169.4
Eureka	7532VT3	17.2	*	9,405	4.70	168.0
Eureka	7477VT3	15.3	*	9,193	4.60	164.2
Eureka	7539SS	16.0	*	8,724	4.36	155.8
Eureka	7555GT	17.2	*	8,591	4.30	153.4

Ronald Eck Farms						
Butte City, CA						
						
Planted: 4/14/2011			Harvested: 9/30/2011			
Soil Type: Mineral			Days To Harvest: 169			
Company	Entry	Harvest Moisture	Bu. Wt.	Yield @ 15.5%		
				Lbs./Ac.	Tons/Ac.	Bu./Ac.
Eureka	7553VT3P (X1153)	15.5	62.2	15,703	7.85	280.4
Pioneer	31N26RR	16.2	62.1	15,683	7.84	280.1
Eureka	7590RR	15.0	60.3	15,167	7.58	270.8
Eureka	7443VT3P	13.7	61.2	14,875	7.44	265.6
Eureka	7589VT3P	14.5	60.0	14,702	7.35	262.5
Eureka	7532VT3	15.4	57.6	14,393	7.20	257.0
Eureka	X1152VT3P	14.4	60.5	14,312	7.16	255.6

Ronald Eck Farms						
Butte City, CA						
						
Planted: 3/26/2010			Harvested: 9/30/2010			
Soil Type: Mineral			Days To Harvest: 188			
Company	Entry	Harvest Moisture	Bu. Wt.	Yield @ 15.5%		
				Lbs./Ac.	Tons/Ac.	Bu./Ac.
Pioneer	31N26	14.1	*	15,894	7.95	283.8
Eureka	7590RR	12.5	*	14,896	7.45	266.0
Eureka	7532VT3	12.1	*	14,936	7.47	266.7

Eureka	7555GT	12.3	*	13,938	6.97	248.9
Eureka	X1034RR	14.5	*	14,402	7.20	257.2

Keith Friesen Farms						
Butte City, CA						
Planted: 4/16/2011				Harvested: 9/28/2011		
Soil Type: Mineral				Days To Harvest: 165		
Company	Entry	Harvest Moisture	Bu. Wt.	Yield @ 15.5%		
				Lbs./Ac.	Tons/Ac.	Bu./Ac.
Eureka	7443VT3P	14.9	60.6	15,690	7.85	280.2
Eureka	X9080RR	15.9	60.0	15,306	7.65	273.3
Eureka	7553VT3P (X1153)	16.2	61.6	15,035	7.52	268.5
Eureka	7590RR	14.6	61.2	15,035	7.52	268.5
Eureka	7589VT3P	15.9	61.1	14,923	7.46	266.5
Eureka	7532VT3	14.9	58.0	14,830	7.42	264.8
Pioneer	31N26RR	14.7	62.2	14,696	7.35	262.4

Keith Friesen Farms						
Butte City, CA						
Planted: 3/31/2010				Harvested: 9/30/2010		
Soil Type: Mineral				Days To Harvest: 183		
Company	Entry	Harvest Moisture	Bu. Wt.	Yield @ 15.5%		
				Lbs./Ac.	Tons/Ac.	Bu./Ac.
Pioneer	31N26	14.1	*	15,009	7.50	268.0
Eureka	7590RR	13.8	*	14,984	7.49	267.6
Eureka	7532VT3	13.8	*	14,811	7.41	264.5
Eureka	7477VT3	13.9	*	13,503	6.75	241.1
Eureka	7555GT	14.2	*	13,763	6.88	245.8

River Vista Farms

Colusa, CA



Planted: 4/13/2011

Harvested: 10/1/2011

Soil Type: Mineral

Days To Harvest: 171

Company	Entry	Harvest Moisture	Bu. Wt.	Yield @ 15.5%		
				Lbs./Ac.	Tons/Ac.	Bu./Ac.
Pioneer	P1615R n	14.0	62.8	16,411	8.21	293.1
Eureka	7553VT3P (X1153)	14.6	61.4	16,359	8.18	292.1
Eureka	7443VT3P	14.0	61.5	16,128	8.06	288.0
Eureka	7443VT3P	13.7	61.6	15,838	7.92	282.8
Pioneer	P1615R s	14.8	60.0	15,644	7.82	279.4
Eureka	7589VT3	15.3	61.2	15,172	7.59	270.9
Dekalb	62-61RR	13.5	62.3	14,688	7.34	262.3
Eureka	7590RR	14.2	60.3	14,648	7.32	261.6
Eureka	7435RR (X1151)	13.8	62.1	14,590	7.30	260.5
Eureka	X1152VT3P	14.0	61.5	13,833	6.92	247.0
Eureka	7532VT3	14.5	59.1	13,784	6.89	246.1

n=north side of plot, s=south side of plot

Gary Driver Farms

Grimes, CA



Planted: 4/16/2011

Harvested: 10/2/2011

Soil Type: Mineral

Days To Harvest: 169

Company	Entry	Harvest Moisture	Bu. Wt.	Yield @ 15.5%		
				Lbs./Ac.	Tons/Ac.	Bu./Ac.
Eureka	7539RR	15.3	59.6	14,437	7.22	257.8
Eureka	X9080RR	14.9	59.2	14,060	7.03	251.1
Eureka	7532VT3	13.4	58.4	13,843	6.92	247.2
Eureka	7589VT3P	13.5	61.3	13,824	6.91	246.9
Eureka	7443VT3P	13.6	60.5	13,236	6.62	236.4
Eureka	7590RR	13.6	60.0	11,425	5.71	204.0

T & P Farms

Arbuckle, CA





<i>Planted: 3/30/2010</i>				<i>Harvested: 10/13/2010</i>		
<i>Soil Type: Mineral</i>				<i>Days To Harvest: 197</i>		
Company	Entry	Harvest Moisture	Bu. Wt.	Yield @ 15.5%		
				Lbs./Ac.	Tons/Ac.	Bu./Ac.
Eureka	7443VT3P	13.5	*	17,593	8.80	314.2
Eureka	7590RR	14.7	*	17,268	8.63	308.4
Dekalb	67-86	14.8	*	17,102	8.55	305.4
Eureka	7532VT3	14.2	*	16,930	8.47	302.3
Eureka	7477VT3	13.8	*	16,715	8.36	298.5
Eureka	7555GT	14.5	*	13,730	6.86	245.2

Tamita Farms

Knights Landing, CA



<i>Planted: 4/18/2011</i>				<i>Harvested: 10/25/2011</i>		
<i>Soil Type: Mineral</i>				<i>Days To Harvest: 190</i>		
Company	Entry	Harvest Moisture	Bu. Wt.	Yield @ 15.5%		
				Lbs./Ac.	Tons/Ac.	Bu./Ac.
Dekalb	64-69VT3p	15.6	59.6	14,922	7.46	266.5
Eureka	7589VT3P	15.6	60.1	14,782	7.39	264.0
Dekalb	64-82RR	16.1	61.2	14,555	7.28	259.9
Eureka	7443VT3P	15.3	60.1	14,460	7.23	258.2
Dekalb	62-63VT3P _n	15.0	60.2	14,429	7.21	257.7
Dekalb	67-88VT3P	16.3	58.8	14,335	7.17	256.0
Dekalb	65-19VT3P	16.6	61.3	14,076	7.04	251.4
Dekalb	62-63VT3P _s	15.2	59.4	14,066	7.03	251.2
Dekalb	69-29VT3P	15.9	60.1	14,032	7.02	250.6
Eureka	7590RR	14.9	59.3	13,975	6.99	249.6
Eureka	7532VT3	16.2	56.3	13,796	6.90	246.4

s=south side of plot, n=north side of plot

Eastman Ranch

Knights Landing, CA





<i>Planted: 4/21/2011</i>				<i>Harvested: 10/24/2011</i>		
<i>Soil Type: Mineral</i>				<i>Days To Harvest: 186</i>		
Company	Entry	Harvest Moisture	Bu. Wt.	Yield @ 15.5%		
				Lbs./Ac.	Tons/Ac.	Bu./Ac.
Eureka	7590RR	13.7	59.2	13,317	6.66	237.8
Eureka	7532VT3	13.6	57.3	12,996	6.50	232.1
Eureka	7443VT3P	13.1	61.2	12,952	6.48	231.3

Richter Brothers Farms #1

Knights Landing, CA



<i>Planted: 4/8/2011</i>				<i>Harvested: 10/2/2011</i>		
<i>Soil Type: Mineral</i>				<i>Days To Harvest: 177</i>		
Company	Entry	Harvest Moisture	Bu. Wt.	Yield @ 15.5%		
				Lbs./Ac.	Tons/Ac.	Bu./Ac.
Pioneer	33Y74	13.7	61.0	17,787	8.89	317.6
Eureka	7553 (X1153)	14.2	62.0	17,114	8.56	305.6
Pioneer	31N27 (P1250)	14.6	62.0	16,220	8.11	289.6
Pioneer	P0902	13.8	61.0	15,904	7.95	284.0
Pioneer	31N27 w	15.3	61.0	15,621	7.81	278.9
Pioneer	31N27 e	15.0	61.0	15,286	7.64	273.0
Pioneer	P1253	14.0	63.0	15,126	7.56	270.1
Eureka	7531	14.1	62.0	13,164	6.58	235.1

e=east side of plot, w=west side of plot


Richter Brothers Farms #2

Knights Landing, CA




<i>Planted: 5/6/2011</i>				<i>Harvested: 11/1/2011</i>		
<i>Soil Type: Mineral</i>				<i>Days To Harvest: 179</i>		
Company	Entry	Harvest Moisture	Bu. Wt.	Yield @ 15.5%		
				Lbs./Ac.	Tons/Ac.	Bu./Ac.
Eureka	7553 (X1153)	14.6	62.4	16,888	8.44	301.6
Pioneer	33Y74	15.8	59.8	16,374	8.19	292.4

Pioneer	P0902	14.4	60.1	16,156	8.08	288.5
Pioneer	31N27	17.1	60.9	16,002	8.00	285.7
Pioneer	1253	14.8	61.5	15,515	7.76	277.1
Eureka	7531	15.7	61.6	14,754	7.38	263.5

Richter Brothers Farms						
Knights Landing, CA						
						
<i>Planted: 3/31/2010</i>			<i>Harvested: 10/17/2010</i>			
<i>Soil Type: Clay Loam</i>			<i>Days To Harvest: 200</i>			
Company	Entry	Harvest Moisture	Bu. Wt.	Yield @ 15.5%		
				Lbs./Ac.	Tons/Ac.	Bu./Ac.
Pioneer	33Y74	14.1	62.0	17,830	8.91	318.4
Pioneer	31N27 fh	14.2	63.0	17,563	8.78	313.6
Pioneer	P1253	13.6	63.0	16,717	8.36	298.5
Eureka	7531	13.9	63.0	16,348	8.17	291.9
Pioneer	32D78	14.1	61.0	16,170	8.08	288.7
Pioneer	33N56	13.7	62.0	16,063	8.03	286.8
Pioneer	34M78	13.1	62.0	15,107	7.55	269.8
Eureka	X1115	13.5	62.0	13,747	6.87	245.5
Eureka	X8140	14.1	63.0	13,404	6.70	239.4


Data supplied by Roger Vinande, Vinande Consulting, Modesto, CA. fh=field hybrid.


Richter Brothers Farms						
Knights Landing, CA						
						
<i>Planted: 4/2/2009</i>			<i>Harvested: 10/3/2009</i>			
<i>Soil Type: Clay Loam</i>			<i>Days To Harvest: 210</i>			
Company	Entry	Harvest Moisture	Bu. Wt.	Yield @ 15.5%		
				Lbs./Ac.	Tons/Ac.	Bu./Ac.
Pioneer	33Y74	11.9	61.0	17,141	8.57	306.1
Pioneer	32T16	12.3	62.0	16,560	8.28	295.7
Eureka	X7132	12.0	61.0	15,902	7.95	284.0
Pioneer	31N27 e	13.0	62.0	15,445	7.72	275.8
Eureka	7531	12.8	62.0	15,411	7.71	275.2
Pioneer	31N27 w	13.0	63.0	15,304	7.65	273.3


Pioneer	33N56	11.8	61.0	14,278	7.14	255.0
---------	-------	------	------	--------	------	-------

Data supplied by Roger Vinande, Vinande Consulting, Modesto, CA.

e=east end of plot, w=west end of plot.

		River Garden Farms				
		Knights Landing, CA				
		Planted: 3/23/2009		Harvested: 9/2/2009		
		Soil Type: Mineral		Days to Harvest: 165		
Company	Entry	Harvest Moisture	Bu. Wt.	Yield @ 15.5%		
				Lbs./Ac.	Tons/Ac.	Bu./Ac.
Eureka	7531	12.1	62.0	13,857	6.93	247.4
Pioneer	31N27	13.3	62.0	13,643	6.82	243.6


		Prado Bros.				
		Knights Landing, CA				
		Planted: 4/18/2011		Harvested: 10/24/2011		
		Soil Type: Mineral		Days To Harvest: 189		
Company	Entry	Harvest Moisture	Bu. Wt.	Yield @ 15.5%		
				Lbs./Ac.	Tons/Ac.	Bu./Ac.
Eureka	7531	14.4	62.9	13,277	6.64	237.1
Pioneer	31N27	16.5	62.0	12,150	6.07	217.0

		Van Ruiten Farms				
		Robbins, CA				
		Planted: 4/12/2011		Harvested: 10/21/2011		
		Soil Type: Mineral		Days To Harvest: 192		
Company	Entry	Harvest Moisture	Bu. Wt.	Yield @ 15.5%		
				Lbs./Ac.	Tons/Ac.	Bu./Ac.
Pioneer	31N27 P1250	15.4	63.0	13,212	6.61	235.9
Dekalb	64-69VT3P	15.4	61.0	12,882	6.44	230.0
Dekalb	62-63VT3P	15.2	61.0	12,755	6.38	227.8


Pioneer	31N27, e	15.3	64.0	12,708	6.35	226.9
Pioneer	33Y74	15.0	63.0	12,675	6.34	226.3
Eureka	7553 (X1153)	15.2	63.0	12,574	6.29	224.5
Pioneer	31N27, w	15.1	63.0	12,336	6.17	220.3
Pioneer	P0902	15.0	62.0	12,126	6.06	216.5
Eureka	7531	15.0	64.0	11,936	5.97	213.2
Pioneer	P1253	15.2	63.0	11,881	5.94	212.2

Harvest moistures not reflective of maturity differences due to stormy weather conditions.

e= east side of plot, w=west side of plot.

<div style="text-align: center;"> <h2>Van Ruiten Farms</h2> <p>Robbins, CA</p>  </div>						
Planted: 3/23/2010			Harvested: 10/9/2010			
Soil Type: Clay Loam			Days To Harvest: 200			
Company	Entry	Harvest Moisture	Bu. Wt.	Yield @ 15.5%		
				Lbs./Ac.	Tons/Ac.	Bu./Ac.
Pioneer	31N27 e	14.0	62.0	15,466	7.73	276.2
Pioneer	31N27 w	13.9	62.0	15,381	7.69	274.7
Eureka	7531	13.8	62.0	15,116	7.56	269.9
Pioneer	32D78	13.0	61.0	14,877	7.44	265.7
Pioneer	33Y74	13.1	61.0	14,382	7.19	256.8
Pioneer	33N56	13.3	60.0	13,893	6.95	248.1
Pioneer	P1253	13.1	62.0	13,834	6.92	247.0
Pioneer	34M78	12.6	64.0	13,438	6.72	240.0


e=east side of plot, w=west side of plot.


<div style="text-align: center;"> <h2>Van Ruiten Farms</h2> <p>Robbins, CA</p>  </div>						
Planted: 3/21/2009			Harvested: 9/28/2009			
Soil Type: Clay Loam			Days To Harvest: 187			
Company	Entry	Harvest Moisture	Bu. Wt.	Yield @ 15.5%		
				Lbs./Ac.	Tons/Ac.	Bu./Ac.
Eureka	7595	11.9	61.0	17,208	8.60	307.3
Pioneer	33Y74	11.1	61.0	16,681	8.34	297.9

Pioneer	32D78	12.1	62.0	16,336	8.17	291.7
Eureka	7531	12.3	62.0	16,193	8.10	289.2
Pioneer	31N27 w	12.9	62.0	15,575	7.79	278.1
Pioneer	31N27 e	13.1	62.0	15,019	7.51	268.2
Eureka	X7132	12.1	61.0	14,888	7.44	265.9
Pioneer	32T16	12.2	61.0	14,476	7.24	258.5
Pioneer	33N56	11.2	61.0	13,778	6.89	246.0

Data supplied by Roger Vinande, Vinande Consulting, Modesto, CA.


w=west end of plot, e=east end of plot.


Pollock Farms						
Woodland, CA						
<i>Planted: 4/20/2010</i>				<i>Harvested: 11/15/2010</i>		
<i>Soil Type: Mineral</i>				<i>Days To Harvest: 187</i>		
Company	Entry	Harvest Moisture	Bu. Wt.	Yield @ 15.5%		
				Lbs./Ac.	Tons/Ac.	Bu./Ac.
Eureka	7531	16.8	*	10,749	5.37	192.0
Pioneer	31N27	18.2	*	10,432	5.22	186.3


Donald Beeman						
Woodland, CA						
<i>Planted: 4/6/2011</i>				<i>Harvested: 9/21/2011</i>		
<i>Soil Type: Mineral</i>				<i>Days To Harvest: 168</i>		
Company	Entry	Harvest Moisture	Bu. Wt.	Yield @ 15.5%		
				Lbs./Ac.	Tons/Ac.	Bu./Ac.
Pioneer	31N26RR	18.1	61.1	14,006	7.00	250.1
Eureka	7590RR	16.9	61.6	13,245	6.62	236.5

Joe Muller & Sons #1						
Woodland, CA						
<i>Planted: 4/5/2011</i>				<i>Harvested: 9/28/2011</i>		
<i>Soil Type: Mineral</i>				<i>Days To Harvest: 176</i>		

Company	Entry	Harvest Moisture	Bu. Wt.	Yield @ 15.5%		
				Lbs./Ac.	Tons/Ac.	Bu./Ac.
Eureka	7553 (X1153)	12.4	63.8	16,347	8.17	291.9
Eureka	7531	12.7	62.8	15,144	7.57	270.4
Pioneer	31N27	14.1	63.0	14,588	7.29	260.5

Joe Muller & Sons #2						
Woodland, CA						
						
Planted: 4/2/2011			Harvested: 9/22/2011			
Soil Type: Mineral			Days To Harvest: 173			
Company	Entry	Harvest Moisture	Bu. Wt.	Yield @ 15.5%		
				Lbs./Ac.	Tons/Ac.	Bu./Ac.
Eureka	7531	13.2	62.0	13,329	6.66	238.0
Pioneer	31N27	14.1	63.0	12,548	6.27	224.1

Joe Muller & Sons #3						
Woodland, CA						
						
Planted: 5/1/2011			Harvested: 10/13/2011			
Soil Type: Mineral			Days To Harvest: 165			
Company	Entry	Harvest Moisture	Bu. Wt.	Yield @ 15.5%		
				Lbs./Ac.	Tons/Ac.	Bu./Ac.
Pioneer	31N27	17.5	59.2	11,843	5.92	211.5
Eureka	7531	15.4	61.2	11,607	5.80	207.3

Joe Muller & Sons						
Woodland, CA - Madison Ranch						
						
Planted: 3/16/2010			Harvested: 9/11/2010			
Soil Type: Mineral			Days To Harvest: 179			
Company	Entry	Harvest Moisture	Bu. Wt.	Yield @ 15.5%		
				Lbs./Ac.	Tons/Ac.	Bu./Ac.
Pioneer	31N27	15.0	*	12,953	6.48	231.3

Eureka	7531	14.3	*	12,360	6.18	220.7
Eureka	7531	14.3	*	12,134	6.07	216.7
Eureka	7595	14.2	*	12,127	6.06	216.6

Harlan & Dumars						
Woodland, CA						
Planted: 4/6/2011				Harvested: 10/1/2011		
Soil Type: Mineral				Days To Harvest: 178		
Company	Entry	Harvest Moisture	Bu. Wt.	Yield @ 15.5%		
				Lbs./Ac.	Tons/Ac.	Bu./Ac.
Eureka	7443VT3P	13.4	60.5	15,271	7.64	272.7
Dekalb	62-63VT3P	13.3	60.6	15,202	7.60	271.5
Eureka	7532VT3	13.9	57.8	15,174	7.59	271.0
Eureka	7553VT3P (X1153)	14.0	63.5	15,157	7.58	270.7
Eureka	7435RR (X1151)	13.0	61.6	14,712	7.36	262.7
Eureka	7589VT3	15.4	60.9	14,689	7.34	262.3
Eureka	X1152VT3P	13.6	60.7	14,064	7.03	251.1
Eureka	7590RR	15.0	59.1	13,896	6.95	248.1

Harlan & Dumars						
Woodland, CA						
Planted: 5/6/2010				Harvested: 10/21/2010		
Soil Type: Mineral				Days To Harvest: 168		
Company	Entry	Harvest Moisture	Bu. Wt.	Yield @ 15.5%		
				Lbs./Ac.	Tons/Ac.	Bu./Ac.
Eureka	7532VT3	15.0	*	14,708	7.35	262.6
Dekalb	64-82	15.4	*	14,577	7.29	260.3
Eureka	7590RR	15.3	*	14,228	7.11	254.1
Eureka	7539SS	14.5	*	13,680	6.84	244.3
Eureka	7477VT3	14.3	*	13,382	6.69	239.0
Eureka	7555GT	16.0	*	13,041	6.52	232.9
Eureka	X1009GT	14.9	*	12,463	6.23	222.6

Woody Brothers

Vacaville, CA



Planted: 4/14/2011

Harvested: 10/2/2011

Soil Type: Mineral

Days To Harvest: 171

Company	Entry	Harvest Moisture	Bu. Wt.	Yield @ 15.5%		
				Lbs./Ac.	Tons/Ac.	Bu./Ac.
Eureka	X9080RR	13.6	60.4	14,672	7.34	262.0
Eureka	7589VT3P	13.9	62.3	14,301	7.15	255.4
Eureka	7443VT3P	11.9	62.2	14,153	7.08	252.7
Eureka	7553VT3P (X1153)	13.9	61.5	14,029	7.01	250.5
Eureka	7532VT3	13.6	59.0	13,608	6.80	243.0
Eureka	7590RR	14.1	59.4	13,554	6.78	242.0
Dekalb	62-61RR	12.3	61.4	13,537	6.77	241.7

Roy Gill Farms

Dixon, CA



Planted: 3/22/2010

Harvested: 10/6/2010

Soil Type: Clay Loam

Days To Harvest: 198

Company	Entry	Harvest Moisture	Bu. Wt.	Yield @ 15.5%		
				Lbs./Ac.	Tons/Ac.	Bu./Ac.
Pioneer	33Y74	12.8	61.0	17,041	8.52	304.3
Pioneer	32D78	13.8	62.0	16,184	8.09	289.0
Pioneer	31N27 e	14.5	62.0	16,141	8.07	288.2
Pioneer	31N27 w	14.1	62.0	16,139	8.07	288.2
Pioneer	33N56	12.5	61.0	15,699	7.85	280.3
Eureka	7531	13.3	62.0	15,449	7.72	275.9
Pioneer	P1253	12.6	63.0	14,111	7.06	252.0

e=east side of plot, w=west side of plot.

Roy Gill Farms


Dixon, CA






<i>Planted: 4/4/2009</i>				<i>Harvested: 9/28/2009</i>		
<i>Soil Type: Clay Loam</i>				<i>Days To Harvest: 177</i>		
Company	Entry	Harvest Moisture	Bu. Wt.	Yield @ 15.5%		
				Lbs./Ac.	Tons/Ac.	Bu./Ac.
Pioneer	33Y74	12.9	61.0	14,690	7.34	262.3
Pioneer	32D78	13.1	61.0	13,822	6.91	246.8
Eureka	X7132	13.1	61.0	13,732	6.87	245.2
Eureka	7531	13.3	62.0	13,423	6.71	239.7
Pioneer	31N27	13.1	62.0	13,346	6.67	238.3

Data supplied by Roger Vinande, Vinande Consulting, Modesto, CA

Mark Atkinson Farms						
Dixon, CA						
<i>Planted: 5/2/2011</i>				<i>Harvested: 11/1/2011</i>		
<i>Soil Type: Mineral</i>				<i>Days To Harvest: 183</i>		
Company	Entry	Harvest Moisture	Bu. Wt.	Yield @ 15.5%		
				Lbs./Ac.	Tons/Ac.	Bu./Ac.
Eureka	7443VT3P	14.4	60.3	13,828	6.91	246.9
Dekalb	62-63VT3P	14.1	60.2	12,900	6.45	230.4
Pioneer	1625HR	14.1	61.3	12,898	6.45	230.3
Pioneer	32T82RR	15.4	62.0	11,952	5.98	213.4
Pioneer	33Y75HS1	14.4	61.2	11,624	5.81	207.6
Eureka	7590RR	15.1	59.6	11,495	5.75	205.3
Eureka	7532VT3	15.1	57.1	10,993	5.50	196.3
Pioneer	1615RR	14.7	61.3	10,632	5.32	189.9
Eureka	7606GT	15.9	59.2	9,207	4.60	164.4

Mark Atkinson Farms						
Dixon, CA						
<i>Planted: 5/4/2010</i>				<i>Harvested: 10/19/2010</i>		
<i>Soil Type: Mineral</i>				<i>Days To Harvest: 168</i>		
Company	Entry	Harvest Moisture	Bu. Wt.	Yield @ 15.5%		
				Lbs./Ac.	Tons/Ac.	Bu./Ac.
Eureka	X1115	14.3	*	9,635	4.82	172.1


Eureka	7531	14.2	*	9,601	4.80	171.4
Eureka	X8140	15.3	*	8,759	4.38	156.4
Pioneer	31N27	15.1	*	7,429	3.71	132.7


Freese Farms						
Dixon, CA						
Planted: 4/30/2010				Harvested: 10/13/2010		
Soil Type: Mineral				Days To Harvest: 166		
Company	Entry	Harvest Moisture	Bu. Wt.	Yield @ 15.5%		
				Lbs./Ac.	Tons/Ac.	Bu./Ac.
Eureka	7443VT3P	13.9	*	9,930	4.97	177.3
Eureka	7532VT3	14.1	*	9,603	4.80	171.5
Eureka	7590RR	14.6	*	9,316	4.66	166.4
Integra	9650VT3	13.8	*	8,919	4.46	159.3
Eureka	7539SS	14.3	*	8,903	4.45	159.0
Eureka	7477VT3	14.2	*	8,234	4.12	147.0
Eureka	7555GT	14.6	*	7,680	3.84	137.2

Barsoom Farms						
Courtland, CA - Little Holland						
Planted: 5/6/2011				Harvested: 10/22/2011		
Soil Type: Mineral				Days To Harvest: 169		
Company	Entry	Harvest Moisture	Bu. Wt.	Yield @ 15.5%		
				Lbs./Ac.	Tons/Ac.	Bu./Ac.
Eureka	7553 (X1153)	17.5	60.0	13,188	6.59	235.5
Eureka	7595RR	17.4	61.0	12,413	6.21	221.7
Eureka	7443VT3	16.3	61.0	12,400	6.20	221.4
Eureka	7606GT	17.8	62.0	11,806	5.90	210.8
Eureka	7531 fh	17.2	63.0	11,496	5.75	205.3
Eureka	7590RR	17.4	61.0	11,490	5.75	205.2
Eureka	7532VT3	17.8	60.0	11,434	5.72	204.2


Eureka	7477VT3	16.2	61.0	10,988	5.49	196.2
--------	---------	------	------	--------	------	-------

fh=field hybrid


<p style="text-align: center;">Beaver Farms Isleton, CA - Grand Island</p> 						
<i>Planted: 4/28/2011</i>			<i>Harvested: 10/12/2011</i>			
<i>Soil Type: Peat</i>			<i>Days To Harvest: 167</i>			
Company	Entry	Harvest Moisture	Bu. Wt.	Yield @ 15.5%		
				Lbs./Ac.	Tons/Ac.	Bu./Ac.
Eureka	7443VT3P	17.5	*	14,811	7.41	264.5
Eureka	7590RR	22.0	*	13,763	6.88	245.8
Eureka	7670VT3	19.0	*	13,721	6.86	245.0
Eureka	7548VT3	18.6	*	13,539	6.77	241.8
Eureka	7589RR	22.0	*	13,402	6.70	239.3
Eureka	7606GT	20.0	*	13,041	6.52	232.9
Eureka	7532VT3	21.5	*	12,883	6.44	230.0
Eureka	X1152	22.8	*	12,652	6.33	225.9

<p style="text-align: center;">M & T Ranch Walnut Grove , CA - Staten Island</p> 						
<i>Planted: 4/27/2010</i>			<i>Harvested: 10/18/2010</i>			
<i>Soil Type: Peat</i>			<i>Days To Harvest: 174</i>			
Company	Entry	Harvest Moisture	Bu. Wt.	Yield @ 15.5%		
				Lbs./Ac.	Tons/Ac.	Bu./Ac.
Eureka	7532VT3	16.7	*	16,001	8.00	285.7
Integra	9640VT3	16.1	*	15,709	7.85	280.5
Dekalb	62-97	15.6	*	15,695	7.85	280.3
Integra	9676VT3	17.4	*	15,254	7.63	272.4
Integra	9650VT3	16.7	*	15,171	7.59	270.9
Integra	9664VT3	16.3	*	14,987	7.49	267.6
Dekalb	64-82	16.8	*	14,855	7.43	265.3
Dekalb	62-63	17.0	*	14,629	7.31	261.2
Dekalb	62-13	17.2	*	14,551	7.28	259.8

Eureka	7539SS	16.0	*	14,483	7.24	258.6
Eureka	7590VT3	17.3	*	14,449	7.22	258.0
Eureka	7555GT	17.7	*	12,193	6.10	217.7


		Greenfields Turf				
		Walnut Grove, CA - Tyler Island				
		Planted: 5/1/2011		Harvested: 10/19/2011		
		Soil Type: Peat		Days To Harvest: 171		
Company	Entry	Harvest Moisture	Bu. Wt.	Yield @ 15.5%		
				Lbs./Ac.	Tons/Ac.	Bu./Ac.
Pioneer	P1625HR	16.3	60.0	12,699	6.35	226.8
Eureka	7443VT3P	16.0	61.0	12,501	6.25	223.2
Pioneer	33Y75	17.1	60.0	11,017	5.51	196.7
Pioneer	32T82 s	15.4	59.0	10,148	5.07	181.2
Pioneer	P1615R	15.5	58.0	10,083	5.04	180.0
Pioneer	32T82 n	15.5	59.0	9,841	4.92	175.7
Eureka	7532VT3	15.6	57.0	9,648	4.82	172.3
Eureka	7590RRP1	15.0	58.0	9,311	4.66	166.3
Eureka	7606GT	15.7	55.0	8,755	4.38	156.3
Eureka	7553VT3P (X1153)	15.3	58.0	8,690	4.34	155.2

s=south side of plot, n=north side of plot.


		Denis Van DeMaele Farms				
		Isleton, CA - Andrus Island				
		Planted: 5/6/2011		Harvested: 10/17/2011		
		Soil Type: Mineral, Non-irrigated		Days To Harvest: 164		
Company	Entry	Harvest Moisture	Bu. Wt.	Yield @ 15.5%		
				Lbs./Ac.	Tons/Ac.	Bu./Ac.
Eureka	7531	21.7	*	13,582	6.79	242.5
Eureka	X1156	24.3	*	13,191	6.60	235.6
Eureka	7553 (X1153)	20.3	*	13,002	6.50	232.2
Eureka	7532VT3 fv	20.4	*	12,810	6.41	228.8


Eureka	7590RR	21.3	*	12,071	6.04	215.6
Eureka	7589VT3	20.8	*	11,823	5.91	211.1
Eureka	7435VT3P (X1151)	18.8	*	11,474	5.74	204.9
Eureka	X9080RR	21.6	*	11,465	5.73	204.7
Eureka	7443VT3P	19.5	*	11,374	5.69	203.1
Eureka	7595RR	20.2	*	11,343	5.67	202.6
Eureka	7606GT	21.4	*	11,214	5.61	200.2
Eureka	7477VT3	19.4	*	10,933	5.47	195.2
Eureka	7604GT	21.4	*	9,957	4.98	177.8

fh=field hybrid

Denis Van DeMaele Farms						
Isleton, CA - Andrus Island						
Planted: 4/7/2010				Harvested: 10/13/2010		
Soil Type: Mineral				Days To Harvest: 189		
Company	Entry	Harvest Moisture	Bu. Wt.	Yield @ 15.5%		
				Lbs./Ac.	Tons/Ac.	Bu./Ac.
Eureka	7443VT3P	14.8	59.0	15,752	7.88	281.3
Eureka	X1032RR	14.5	59.0	15,003	7.50	267.9
Eureka	X1037VT3P	14.8	59.0	14,268	7.13	254.8
Eureka	7531	16.4	60.0	13,709	6.85	244.8
Eureka	7532VT3	15.3	58.0	13,565	6.78	242.2
Eureka	7595RR	16.2	59.0	13,509	6.75	241.2
Eureka	X1042VT3	14.4	60.5	13,352	6.68	238.4
Eureka	7539GenSS	15.7	59.0	13,208	6.60	235.9
Pioneer	P32T82	15.4	60.0	12,960	6.48	231.4
Eureka	X9009VT3P	14.4	59.0	12,875	6.44	229.9
Eureka	7590RR	15.1	59.0	12,858	6.43	229.6
Eureka	X1103GT	13.9	57.0	12,800	6.40	228.6
Eureka	X1038VT3P	13.1	58.0	12,617	6.31	225.3
Eureka	7477VT3	14.7	59.0	12,355	6.18	220.6
Eureka	X1009GT	14.7	56.0	12,206	6.10	218.0
Eureka	X1102-3000GT	14.1	57.0	12,202	6.10	217.9
Eureka	7589VT3P	15.8	59.0	12,195	6.10	217.8


Eureka	X1028GT	15.2	57.0	11,928	5.96	213.0
--------	---------	------	------	--------	------	-------

<p style="text-align: center;">Denis Van DeMaele Farms Isleton, CA - Andrus Island</p> 						
<i>Planted: 4/24/2009</i>			<i>Harvested: 9/29/2009</i>			
<i>Soil Type: Peat</i>			<i>Days To Harvest: 158</i>			
Company	Entry	Harvest Moisture	Bu. Wt.	Yield @ 15.5%		
				Lbs./Ac.	Tons/Ac.	Bu./Ac.
Eureka	7590RR	13.8	59.5	14,634	7.32	261.3
Eureka	7532VT3	13.7	57.0	14,504	7.25	259.0
Eureka	7548VT3	13.6	57.0	14,254	7.13	254.5
Eureka	7588GT	13.8	58.0	13,853	6.93	247.4
DynaGro	57V40	13.2	59.0	13,341	6.67	238.2
DynaGro	EXP262	12.4	58.0	13,134	6.57	234.5
DynaGro	NF6177	12.8	58.0	13,119	6.56	234.3
Eureka	X9016GT	13.4	58.0	12,570	6.28	224.5
Eureka	X9078GT	13.7	58.0	12,305	6.15	219.7
Eureka	7595RR	13.6	59.0	12,142	6.07	216.8


<p style="text-align: center;">Mark Esperson Farms Rio Vista, CA - Ryer Island</p> 						
<i>Planted: 4/14/2011</i>			<i>Harvested: 10/31/2011</i>			
<i>Soil Type: Peat</i>			<i>Days To Harvest: 200</i>			
Company	Entry	Harvest Moisture	Bu. Wt.	Yield @ 15.5%		
				Lbs./Ac.	Tons/Ac.	Bu./Ac.
Dekalb	61-22	15.1	*	12,660	6.33	226.1
Dekalb	61-21	15.3	*	12,185	6.09	217.6
Pioneer	33Y75	16.6	*	12,111	6.06	216.3
Pioneer	33T55	15.5	*	11,970	5.99	213.8
Eureka	7443VT3P	13.3	*	11,635	5.82	207.8
Pioneer	32T82	16.2	*	11,587	5.79	206.9
Integra	9613VT3	14.6	*	11,475	5.74	204.9

Dekalb	64-69	15.1	*	11,178	5.59	199.6
Dekalb	64-83	15.2	*	11,107	5.55	198.3
Integra	9665VT3P	13.9	*	11,059	5.53	197.5
Eureka	7590RR	15.1	*	11,049	5.52	197.3
Integra	9640VT3	14.9	*	11,017	5.51	196.7
Dekalb	62-63	14.5	*	10,996	5.50	196.4
Eureka	7477VT3	14.5	*	10,880	5.44	194.3
Eureka	7606GT	15.6	*	10,826	5.41	193.3
Eureka	7532VT3 n	15.5	*	10,796	5.40	192.8
Eureka	7553VT3P (X1153)	14.0	*	10,725	5.36	191.5
Integra	9650VT3	15.5	*	10,324	5.16	184.3
Eureka	7532VT3 s	15.8	*	10,301	5.15	183.9
Integra	9651VT3	15.0	*	10,269	5.13	183.4
Eureka	7532VT3 m	15.3	*	10,018	5.01	178.9
Integra	9673VT3	16.1	*	9,582	4.79	171.1

n=northside of plot, m=middle of plot, s=south side of plot.

<div style="text-align: center;"> <h2>Mark Esperson Farms</h2> <p>Rio Vista, CA - Ryer Island</p>  </div>						
Planted: 5/15/2010			Harvested: 10/21/2010			
Soil Type: Peat			Days To Harvest: 159			
Company	Entry	Harvest Moisture	Bu. Wt.	Yield @ 15.5%		
				Lbs./Ac.	Tons/Ac.	Bu./Ac.
Dekalb	62-63 VT2P	16.6	*	12,434	6.22	222.0
Dekalb	64-82 VT3P	18.3	*	12,322	6.16	220.0
Pioneer	33T57	16.8	*	12,257	6.13	218.9
Integra	9613 VT3	17.5	*	12,251	6.13	218.8
Eureka	7539VT3	16.7	*	12,222	6.11	218.3
Eureka	7532VT3	16.3	*	12,133	6.07	216.7
Eureka	7539 VT3	16.1	*	11,602	5.80	207.2
Integra	9676 VT3P	17.4	*	11,575	5.79	206.7
Eureka	7590 VT3p	15.4	*	11,573	5.79	206.7
Pioneer	35F37	14.6	*	11,534	5.77	206.0

Eureka	7477 VT3	16.5	*	11,489	5.74	205.2
Pioneer	32T84	18.2	*	11,488	5.74	205.1
Dekalb	61-49 VT3P	14.7	*	11,485	5.74	205.1
Integra	9664 VT3P	19.3	*	11,485	5.74	205.1
Pioneer	33Y75	18.4	*	11,466	5.73	204.7
Dekalb	61-21 SS	15.3	*	11,381	5.69	203.2
Dekalb	62-13 VT2P	16.7	*	11,378	5.69	203.2
Integra	9650 VT3P	16.1	*	11,241	5.62	200.7
Integra	9640VT3	16.0	*	11,196	5.60	199.9
Pioneer	1625HR	16.8	*	11,032	5.52	197.0
Eureka	1009 GT3	16.9	*	10,759	5.38	192.1
Eureka	7555GT	16.0	*	10,342	5.17	184.7

Vince Chavier Farms						
Isleton, CA - Brannan Island - Marks Ranch						
<i>Planted: 5/21/2011</i>				<i>Harvested: 10/20/2011</i>		
<i>Soil Type: Peat</i>				<i>Days To Harvest: 152</i>		
Company	Entry	Harvest Moisture	Bu. Wt.	Yield @ 15.5%		
				Lbs./Ac.	Tons/Ac.	Bu./Ac.
Eureka	7443VT3P	15.8	59.0	15,861	7.93	283.2
Eureka	7590RR P1	16.5	58.0	15,318	7.66	273.5
Eureka	7532VT3	16.7	58.0	14,984	7.49	267.6
Eureka	7595RR	16.5	60.0	14,870	7.44	265.5
Eureka	X1150VT3P	15.8	59.0	14,806	7.40	264.4
Eureka	7477VT3	15.2	59.0	14,722	7.36	262.9
Eureka	7548VT3 s	16.6	57.0	14,591	7.30	260.6
Eureka	7589RR	19.5	57.0	14,156	7.08	252.8
Eureka	7548VT3 n	20.0	57.0	13,889	6.94	248.0
Eureka	7606GT	18.3	58.0	12,429	6.21	222.0

s=south side of plot, n=north side of plot

Vince Chavier Farms

Rio Vista, CA - Brannan Island



Planted: 6/1/2010

Harvested: 11/16/2010

Soil Type: Mineral

Days To Harvest: 168

Company	Entry	Harvest Moisture	Bu. Wt.	Yield @ 15.5%		
				Lbs./Ac.	Tons/Ac.	Bu./Ac.
Eureka	7532VT3	16.1	*	14,294	7.15	255.3
Eureka	7590RR	15.6	*	14,184	7.09	253.3
Eureka	7595RR	15.0	*	13,818	6.91	246.7
Eureka	X1032 RR	16.0	*	13,485	6.74	240.8
Eureka	7548VT3	15.8	*	12,689	6.34	226.6
Eureka	X8098 VT3P	16.1	*	12,668	6.33	226.2
Pioneer	32T82	16.7	*	12,289	6.14	219.4
Eureka	X9009 VT3P	15.6	*	12,256	6.13	218.9
Eureka	7477VT3	14.0	*	12,140	6.07	216.8
Eureka	7588GT	15.5	*	11,952	5.98	213.4
Eureka	7555GT	16.0	*	11,250	5.62	200.9

Sierra Cattle Co.

Rio Vista, Brannan Island



Planted: 5/4/2011


Harvested: 10/20/2011

Soil Type: Peat


Days To Harvest: 169

Company	Entry	Harvest Moisture	Bu. Wt.	Yield @ 15.5%		
				Lbs./Ac.	Tons/Ac.	Bu./Ac.
Eureka	7443VT3P	16.0	60.0	12,582	6.29	224.7
Dekalb	62-63	15.0	59.0	12,345	6.17	220.4
Dekalb	64-69	17.0	58.0	11,245	5.62	200.8
Eureka	7532VT3	16.2	58.0	11,222	5.61	200.4
Dekalb	61-22	15.6	59.0	11,173	5.59	199.5
Pioneer	33Y75	17.8	60.0	11,115	5.56	198.5
Integra	9613VT3	18.5	57.0	10,332	5.17	184.5
Croplan	5757	15.1	58.0	10,290	5.15	183.8


Eureka	7606GT	15.0	57.0	10,242	5.12	182.9
Eureka	7590RR	16.0	58.0	9,996	5.00	178.5
Dekalb	64-83	15.0	58.0	9,170	4.59	163.8
Integra	9665VT3P	18.0	57.0	8,771	4.39	156.6
Croplan	6076GT/CB	15.9	58.0	8,431	4.22	150.5
Pioneer	33Y75	19.2	60.0	8,315	4.16	148.5

Sierra Cattle Co.						
Rio Vista, CA - Brannan Island						
<i>Planted: 5/7/2010</i>				<i>Harvested: 10/19/2010</i>		
<i>Soil Type: Peat</i>				<i>Days To Harvest: 165</i>		
Company	Entry	Harvest Moisture	Bu. Wt.	Yield @ 15.5%		
				Lbs./Ac.	Tons/Ac.	Bu./Ac.
Eureka	7443VT3	14.5	*	12,614	6.31	225.2
Dekalb	62-97VT2P	12.4	*	12,425	6.21	221.9
Dekalb	61-49VT2P	13.4	*	12,376	6.19	221.0
Eureka	7539VT3 s	13.7	*	12,241	6.12	218.6
Eureka	7539VT3 n	14.9	*	11,919	5.96	212.8
Dekalb	62-13VT3	14.7	*	11,705	5.85	209.0
Dekalb	61-21GenSS	15.1	*	11,197	5.60	200.0
Eureka	7589VT3	16.0	*	10,810	5.40	193.0
Eureka	X1009GT	14.9	*	9,892	4.95	176.7
Eureka	X1103GT	13.2	*	9,720	4.86	173.6
Eureka	7555GT	14.6	*	9,191	4.60	164.1

s=south side of plot, n=north side of plot.


Sierra Cattle Co.						
Rio Vista, CA - Egbert Tract						
<i>Planted: 5/19/2011</i>				<i>Harvested: 11/9/2011</i>		
<i>Soil Type: Mineral</i>				<i>Days To Harvest: 174</i>		
Company	Entry	Harvest Moisture	Bu. Wt.	Yield @ 15.5%		
				Lbs./Ac.	Tons/Ac.	Bu./Ac.
Dekalb	62-09	19.0		12,531	6.27	223.8
Dekalb	64-69	21.4		11,636	5.82	207.8

Dekalb	65-19	24.7		11,523	5.76	205.8
Eureka	7532VT3	21.4		11,466	5.73	204.8
Eureka	7443VT3P	19.4		11,379	5.69	203.2
Pioneer	33Y75	21.7		11,197	5.60	199.9
Dekalb	63-07	21.6		10,985	5.49	196.2
Dekalb	62-63	19.3		10,899	5.45	194.6
Dekalb	64-83	20.4		10,582	5.29	189.0
Eureka	7477VT3	20.5		10,223	5.11	182.6
Eureka	7595RR	22.7		9,823	4.91	175.4
Eureka	7590RR	20.7		9,766	4.88	174.4
Eureka	7606GT	20.6		9,593	4.80	171.3


Sierra Cattle Co.						
Rio Vista , CA - Egbert Tract						
						
Planted: 5/12/2010			Harvested: 11/9/2010			
Soil Type: Mineral			Days To Harvest: 181			
Company	Entry	Harvest Moisture	Bu. Wt.	Yield @ 15.5%		
				Lbs./Ac.	Tons/Ac.	Bu./Ac.
Eureka	7532VT3	16.7	*	14,003	7.00	250.1
Dekalb	62-63VT3P	16.4	*	13,996	7.00	249.9
Dekalb	62-61RR	16.1	*	13,758	6.88	245.7
Pioneer	31N27 n	18.6	*	13,729	6.86	245.2
Integra	9640 VT3	16.2	*	13,500	6.75	241.1
Dekalb	64-82 RR	16.5	*	13,486	6.74	240.8
Eureka	7590VT3P	15.9	*	13,433	6.72	239.9
Integra	9613 VT3	16.0	*	13,394	6.70	239.2
Eureka	7539SS	15.5	*	13,334	6.67	238.1
Dekalb	61-21 VT3	16.3	*	13,277	6.64	237.1
Dekalb	61-22 RR	16.1	*	13,274	6.64	237.0
Integra	9676 VT3P	17.8	*	13,220	6.61	236.1
Pioneer	31N27 s	17.9	*	13,166	6.58	235.1
Integra	9664 VT3P`	16.6	*	13,149	6.57	234.8
Eureka	7595 RR	16.1	*	13,089	6.54	233.7
Integra	9650 VT3P	16.4	*	13,008	6.50	232.3

Dekalb	64-83 VT3	16.0	*	12,963	6.48	231.5
Integra	9651 VT3P	16.4	*	12,376	6.19	221.0
Eureka	7555GT	17.0	*	12,287	6.14	219.4
Eureka	7477VT3	16.1	*	12,201	6.10	217.9
Eureka	X1009 GT	16.4	*	11,928	5.96	213.0

n=north side of plot, s=south side of plot.

<div style="text-align: center;"> <h1>HILCO</h1> <p>Rio Vista, CA - Hastings Island</p>  </div>						
Planted: 4/28/2011			Harvested: 10/27/2011			
Soil Type: Mineral			Days To Harvest: 182			
Company	Entry	Harvest Moisture	Bu. Wt.	Yield @ 15.5%		
				Lbs./Ac.	Tons/Ac.	Bu./Ac.
Integra	9613VT3	17.2	*	15,478	7.74	276.4
Croplan	6818VT3	17.1	*	15,422	7.71	275.4
Pioneer	33Y75	16.8	*	15,081	7.54	269.3
Dekalb	61-22	16.2	*	14,946	7.47	266.9
Integra	9640	19.7	*	14,915	7.46	266.3
Pioneer	1625HR	17.3	*	14,848	7.42	265.1
Croplan	6331VT3	21.2	*	14,795	7.40	264.2
Dekalb	62-63	16.3	*	14,741	7.37	263.2
Pioneer	32T82	20.6	*	14,718	7.36	262.8
Integra	9665VT3P	17.0	*	14,648	7.32	261.6
Dekalb	64-69	17.4	*	14,602	7.30	260.8
Dekalb	64-83	17.2	*	14,588	7.29	260.5
Integra	9673VT3	18.4	*	14,425	7.21	257.6
Croplan	6076GT/CB	20.2	*	14,387	7.19	256.9
Eureka	7670VT3	20.6	*	14,374	7.19	256.7
Eureka	7590RR	17.3	*	14,287	7.14	255.1
Pioneer	1615HR	15.9	*	14,284	7.14	255.1
Eureka	7553VT3P (X1153)	17.4	*	13,980	6.99	249.6
Eureka	7443VT3P	16.1	*	13,722	6.86	245.0
Croplan	62-86SS	17.2	*	13,624	6.81	243.3
Croplan	5757VT3	17.2	*	13,488	6.74	240.9


Eureka	7532VT3	14.8	*	13,282	6.64	237.2
Integra	9651 VT3P	16.6	*	12,198	6.10	217.8
Eureka	7606GT	17.2	*	12,030	6.02	214.8

Steve Dinelli Farms						
Isleton, CA - Bouldin Island						
						
Planted: 5/31/2011			Harvested: 11/17/2011			
Soil Type: Peat			Days To Harvest: 170			
Company	Entry	Harvest Moisture	Bu. Wt.	Yield @ 15.5%		
				Lbs./Ac.	Tons/Ac.	Bu./Ac.
Eureka	7443VT3P	15.2	*	9,878	4.94	176.4
Integra	9613	15.7	*	9,737	4.87	173.9
Integra	9665	14.9	*	9,670	4.84	172.7
Dekalb	64-82	16.5	*	9,591	4.80	171.3
Dekalb	61-21	15.1	*	9,509	4.75	169.8
Dekalb	61-22	15.8	*	9,490	4.74	169.5
Eureka	7595RR	15.3	*	9,225	4.61	164.7
Integra	9650VT3P	14.9	*	9,204	4.60	164.4
Dekalb	64-69	16.5	*	9,143	4.57	163.3
Eureka	7477VT3	15.7	*	9,093	4.55	162.4
Eureka	7532VT3 e	15.9	*	8,733	4.37	155.9
Dekalb	62-63	14.9	*	8,585	4.29	153.3
Eureka	7532VT3 w	16.1	*	8,261	4.13	147.5
Eureka	7670VT3	16.4	*	7,791	3.90	139.1
Integra	9673	14.9	*	7,703	3.85	137.5
Integra	9640	15.1	*	7,665	3.83	136.9

e=east side of plot, w=west side of plot

Steve Dinelli Farms						
Isleton, CA - Bouldin Island						
						
Planted: 6/3/2010			Harvested: 11/26/2010			
Soil Type: Peat			Days To Harvest: 176			

Company	Entry	Harvest Moisture	Bu. Wt.	Yield @ 15.5%		
				Lbs./Ac.	Tons/Ac.	Bu./Ac.
Eureka	7532VT3	16.6		13,155	6.58	234.9
Pioneer	32T82	19.3		11,755	5.88	209.9
Eureka	7590RR	15.7		11,753	5.88	209.9
Dekalb	64-82	18.8		11,727	5.86	209.4
Eureka	7595RR	17.0		11,706	5.85	209.0
Integra	9673 VT3P	19.7		11,690	5.85	208.8
Dekalb	61-21	17.8		11,545	5.77	206.2
Integra	9664 VT3P	17.3		11,452	5.73	204.5
Dekalb	62-63	17.1		11,419	5.71	203.9
Dekalb	61-22	16.3		11,354	5.68	202.8
Dekalb	64-83	21.3		11,339	5.67	202.5
Integra	9613 VT3P	16.3		11,327	5.66	202.3
Integra	9650 VT3P	19.5		11,273	5.64	201.3
Eureka	7555GT	15.5		11,200	5.60	200.0
Eureka	7539SS	18.9		11,148	5.57	199.1
Integra	9676 VT3P	17.9		11,098	5.55	198.2
Dekalb	62-61	18.5		11,087	5.54	198.0
Eureka	7477VT3	17.0		10,339	5.17	184.6
Integra	EX 942117	16.7		10,158	5.08	181.4
Integra	9640 VT3P	16.7		9,670	4.83	172.7

<div style="text-align: center;"> <h2>Steve Dinelli Farms</h2> <p>Lodi, CA - Bouldin Island</p>  </div>						
<i>Planted: 5/15/2009</i>			<i>Harvested: 10/30/2009</i>			
<i>Soil Type: Peat</i>			<i>Days To Harvest: 168</i>			
Company	Entry	Harvest Moisture	Bu. Wt.	Yield @ 15.5%		
				Lbs./Ac.	Tons/Ac.	Bu./Ac.
Eureka	7590RR	11.8	*	10,338	5.17	184.6
Dekalb	62-61RR	12.8	*	10,265	5.13	183.3
Integra	9673	12.6	*	10,224	5.11	182.6
Dekalb	61-22RR	12.3	*	9,742	4.87	174.0
Eureka	7595RR	13.0	*	9,688	4.84	173.0
Dekalb	61-04VT3	14.1	*	9,584	4.79	171.1

Eureka	7477VT3	12.9	*	9,494	4.75	169.5
Integra	9674VT3	12.8	*	9,392	4.70	167.7
Dekalb	64-82RR	13.9	*	9,345	4.67	166.9
Eureka	7532VT3	11.5	*	9,283	4.64	165.8
Dekalb	62-54VT3	12.0	*	9,270	4.64	165.5
Eureka	7548VT3	11.9	*	9,108	4.55	162.6
Eureka	7539VT3	12.9	*	9,102	4.55	162.5
Integra	9650VT3	12.3	*	8,755	4.38	156.3
Eureka	7538VT3	12.5	*	8,745	4.37	156.2
Dekalb	63-14VT3	11.9	*	8,706	4.35	155.5
Eureka	7588GT	12.7	*	8,514	4.26	152.0
Eureka	X9078GT	11.7	*	8,299	4.15	148.2
Integra	9651VT3	12.7	*	8,175	4.09	146.0
Eureka	X9016GT	12.2	*	7,298	3.65	130.3
Dekalb	61-33VT3	12.8	*	7,268	3.63	129.8
Integra	9671RR	14.0	*	7,250	3.63	129.5

Field harvested after 3" of rain and 40 mph south winds. All hybrids had significant lodging.

Ceccarini Farms						
Galt, CA						
Planted: 4/14/2011			Harvested: 10/15/2011			
Soil Type: Peat			Days To Harvest: 184			
Company	Entry	Harvest Moisture	Bu. Wt.	Yield @ 15.5%		
				Lbs./Ac.	Tons/Ac.	Bu./Ac.
Eureka	7443VT3P	16.0	*	13,934	6.97	248.8
Eureka	7553VT3 (X1153)	18.0	*	13,116	6.56	234.2
Eureka	7589VT3	17.8	*	12,840	6.42	229.3
Eureka	7590RR	17.5	*	12,809	6.40	228.7
Eureka	X1152RR	18.5	*	12,705	6.35	226.9
Eureka	7539RR	17.0	*	12,446	6.22	222.3
Eureka	7532VT3	18.0	*	12,245	6.12	218.7

Highway 12 Farms #1

Lodi, CA - Terminous Tract



Planted: 4/28/2011

Harvested: 10/4/2011

Soil Type: Peat

Days To Harvest: 159

Company	Entry	Harvest Moisture	Bu. Wt.	Yield @ 15.5%		
				Lbs./Ac.	Tons/Ac.	Bu./Ac.
Eureka	7443VT3	16.3	61.2	12,757	6.38	227.8
Eureka	7590RR	17.9	60.0	11,404	5.70	203.6
Dekalb	DK61-22	16.8	60.3	11,113	5.56	198.5
Eureka	7477VT3	17.6	58.6	10,986	5.49	196.2

Highway 12 Farms #2

Lodi, CA - Terminous Tract



Planted: 5/3/2011

Harvested: 10/26/2011

Soil Type: Mineral

Days To Harvest: 176

Company	Entry	Harvest Moisture	Bu. Wt.	Yield @ 15.5%		
				Lbs./Ac.	Tons/Ac.	Bu./Ac.
Eureka	7553VT3P (X1153)	15.9	61.2	13,030	6.52	232.7
Croplan	6818VT3P	16.4	59.3	12,928	6.46	230.9
Eureka	7443VT3P	15.3	60.1	12,568	6.28	224.4
Eureka	7590RR	15.9	59.8	12,404	6.20	221.5
Croplan	5757VT3	14.8	60.8	12,363	6.18	220.8
Eureka	7435RR (X1151)	15.3	60.6	12,290	6.15	219.5
Dekalb	62-63VT3P	15.9	57.8	12,128	6.06	216.6
Croplan	6331VT3	16.4	57.8	11,907	5.95	212.6
Croplan	6286SS	15.6	60.0	11,015	5.51	196.7
Eureka	7532VT3	15.4	56.4	10,915	5.46	194.9
Croplan	6076GTCB	16.5	56.2	10,648	5.32	190.1

Highway 12 Farms



Lodi, CA - Terminous Tract



<i>Planted: 5/5/2010</i>				<i>Harvested: 10/26/2010</i>		
<i>Soil Type: Mineral</i>				<i>Days To Harvest: 174</i>		
Company	Entry	Harvest Moisture	Bu. Wt.	Yield @ 15.5%		
				Lbs./Ac.	Tons/Ac.	Bu./Ac.
Dekalb	64-82RR e	15.7	*	12,543	6.27	224.0
Eureka	7443VT3P	15.5	*	12,527	6.26	223.7
Croplan	6818VT3	15.9	*	12,237	6.12	218.5
Croplan	6331VT3	15.8	*	11,949	5.97	213.4
Dekalb	62-62VT3P	15.5	*	11,760	5.88	210.0
Croplan	6150VT3	15.6	*	11,695	5.85	208.8
Eureka	7532VT3	15.8	*	11,170	5.58	199.5
Eureka	7477VT3	15.5	*	11,154	5.58	199.2
Croplan	6178RR	15.5	*	11,109	5.55	198.4
Dekalb	64-82RR w	15.9	*	10,850	5.43	193.8
Eureka	7539SS	15.9	*	10,800	5.40	192.9
Croplan	6818VT3	16.9	*	10,696	5.35	191.0
Eureka	7590RR	15.3	*	10,649	5.32	190.2
Croplan	6286VT3P	15.3	*	10,599	5.30	189.3
Dekalb	61-22RR	15.1	*	10,522	5.26	187.9
Croplan	6125VT3	15.5	*	9,988	4.99	178.4
Eureka	7555GT	15.6	*	9,881	4.94	176.4

w=west side of plot, e=east side of plot.

Schmiedt Ranch

Lodi, CA



<i>Planted: 4/17/2009</i>				<i>Harvested: 10/4/2009</i>		
<i>Soil Type: Mineral</i>				<i>Days To Harvest: 170</i>		
Company	Entry	Harvest Moisture	Bu. Wt.	Yield @ 15.5%		
				Lbs./Ac.	Tons/Ac.	Bu./Ac.
Eureka	7590RR	14.5	*	13,049	6.52	233.0
Eureka	7548VT3	14.3	*	12,511	6.26	223.4
Eureka	7538VT3	13.7	*	11,474	5.74	204.9

Bouldin Farming Co.

Antioch, CA - Webb Tract



Planted: 5/11/2011

Harvested: 11/11/2011

Soil Type: Peat

Days To Harvest: 184

Company	Entry	Harvest Moisture	Bu. Wt.	Yield @ 15.5%		
				Lbs./Ac.	Tons/Ac.	Bu./Ac.
Eureka	7443VT3P	16.3	59.0	12,293	6.15	219.5
Pioneer	32T82	16.4	59.0	11,683	5.84	208.6
Pioneer	33Y75	15.9	59.0	11,624	5.81	207.6
Pioneer	P1615R	16.1	60.0	11,586	5.79	206.9
Eureka	7590RR	16.3	57.5	11,526	5.76	205.8
Pioneer	33T55	15.6	58.0	11,365	5.68	202.9
Eureka	7532VT3	16.0	56.0	10,499	5.25	187.5
Eureka	7606GT	15.7	59.0	9,989	4.99	178.4

Biagi Farms

Stockton, Ca



Planted: 4/5/2011

Harvested: 9/23/2011

Soil Type: Peat

Days To Harvest: 171

Company	Entry	Harvest Moisture	Bu. Wt.	Yield @ 15.5%		
				Lbs./Ac.	Tons/Ac.	Bu./Ac.
Pioneer	31N27	16.4	62.0	12,173	6.09	217.4
Eureka	7531	15.2	62.0	12,094	6.05	216.0

Pellegrini & Sons

Stockton, CA



Planted: 5/5/2010


Harvested: 10/19/2010

Soil Type: Peat


Days To Harvest: 167

Company	Entry	Harvest Moisture	Bu. Wt.	Yield @ 15.5%		
				Lbs./Ac.	Tons/Ac.	Bu./Ac.


Eureka	7590VT3P	15.6	*	13,595	6.80	242.8
Eureka	7477VT3	15.0	*	12,816	6.41	228.9
Eureka	7532VT3	16.0	*	12,773	6.39	228.1
Eureka	7588GT	15.9	*	12,593	6.30	224.9
Pioneer	32T82	15.7	*	12,580	6.29	224.6
Eureka	7548VT3	15.8	*	12,174	6.09	217.4
Eureka	7539SS	16.0	*	11,517	5.76	205.7
Eureka	7555GT	14.9	*	11,186	5.59	199.7

Celli Farms						
Stockton, CA						
<i>Planted: 4/15/2009</i>				<i>Harvested: 10/29/2009</i>		
<i>Soil Type: Peat</i>				<i>Days To Harvest: 197</i>		
Company	Entry	Harvest Moisture	Bu. Wt.	Yield @ 15.5%		
				Lbs./Ac.	Tons/Ac.	Bu./Ac.
Eureka	7590RR	14.2	*	12,285	6.14	219.4
Eureka	7548VT3 w	13.9	*	11,778	5.89	210.3
Eureka	7539VT3	14.0	*	11,176	5.59	199.6
Eureka	X9061GT	14.3	*	11,107	5.55	198.3
Eureka	7548VT3 e	14.0	*	10,783	5.39	192.6
Eureka	7477VT3	13.0	*	10,452	5.23	186.6
Pioneer	31N26	15.0	*	10,367	5.18	185.1
Eureka	7595RR	13.9	*	9,813	4.91	175.2
Eureka	7588GT	14.0	*	9,787	4.89	174.8
Eureka	7538VT3	14.2	*	9,582	4.79	171.1


w=west end of plot, e=east end of plot

Venice Island Farms						
Stockton, CA - Venice Island						
<i>Planted: 5/24/2011</i>				<i>Harvested: 11/14/2011</i>		
<i>Soil Type: Peat</i>				<i>Days To Harvest: 174</i>		
Company	Entry	Harvest Moisture	Bu. Wt.	Yield @ 15.5%		
				Lbs./Ac.	Tons/Ac.	Bu./Ac.


Eureka	7443VT3P	16.4	59.0	13,435	6.72	239.9
Pioneer	32T82	16.9	59.0	12,827	6.41	229.1
Pioneer	35F37	15.5	59.0	12,090	6.05	215.9
Pioneer	33Y75	18.3	59.0	11,847	5.92	211.6
Eureka	7590RR P1250	16.1	58.0	11,639	5.82	207.8
Eureka	7532VT3	15.9	57.0	10,695	5.35	191.0

El Dorado Farms						
Stockton, CA - Roberts Island						
						
Planted: 4/14/2011			Harvested: 10/11/2011			
Soil Type: Peat			Days To Harvest: 180			
Company	Entry	Harvest Moisture	Bu. Wt.	Yield @ 15.5%		
				Lbs./Ac.	Tons/Ac.	Bu./Ac.
Eureka	7590RR	16.9	59.0	13,989	6.99	249.8
Eureka	7595RR	16.5	59.0	13,897	6.95	248.2
Eureka	X1156	19.0	58.0	13,866	6.93	247.6
Eureka	7553 (X1153)	17.5	59.0	13,364	6.68	238.7
Eureka	7531	17.0	60.0	13,130	6.56	234.5
Pioneer	33Y74 s	19.0	60.0	13,070	6.54	233.4
Pioneer	33Y74 n	18.3	59.5	12,846	6.42	229.4
Eureka	7443VT3P	15.9	59.0	12,664	6.33	226.1
Eureka	7477VT3	15.5	60.0	12,537	6.27	223.9


s=south side of plot, n=north side of plot

Diamond R Ranch						
Stockton, CA - Roberts Island						
						
Planted: 4/14/2008			Harvested: 10/13/2008			
Soil Type: Mineral			Days To Harvest: 182			
Company	Entry	Harvest Moisture	Bu. Wt.	Yield @ 15.5%		
				Lbs./Ac.	Tons/Ac.	Bu./Ac.
Eureka	7590RR	13.7	*	10,806	5.40	193.0
Eureka	7595RR	13.6	*	10,409	5.20	185.9
Eureka	7538VT3	13.4	*	10,245	5.12	182.9

Dekalb	69-44	14.3	*	9,969	4.98	178.0
Integra	9674	13.0	*	9,966	4.98	178.0
Eureka	7548RR	13.4	*	9,937	4.97	177.4
Pioneer	33N55	12.9	*	9,771	4.89	174.5
Dekalb	61-22	13.9	*	9,709	4.85	173.4
Integra	9650	14.1	*	9,687	4.84	173.0
Baglietto	5470	13.7	*	9,255	4.63	165.3
Baglietto	5450	14.0	*	8,407	4.20	150.1

Willow Tree						
Stockton, CA - Jones Tract						
						
Planted: 5/9/2011			Harvested: 11/10/2011			
Soil Type: Peat			Days To Harvest: 185			
Company	Entry	Harvest Moisture	Bu. Wt.	Yield @ 15.5%		
				Lbs./Ac.	Tons/Ac.	Bu./Ac.
Pioneer	P1615R	18.6	58.0	15,556	7.78	277.8
Eureka	7443VT3P	18.2	60.0	14,548	7.27	259.8
Pioneer	32T82	20.2	59.0	14,348	7.17	256.2
Eureka	7595RR	19.1	58.0	14,189	7.09	253.4
Pioneer	P1625HR	19.2	58.0	13,891	6.95	248.1
Pioneer	33Y75	20.7	59.0	13,484	6.74	240.8
Eureka	7590RR	18.3	57.0	13,346	6.67	238.3
Eureka	7532VT3 fh	18.4	55.5	13,325	6.66	237.9
Eureka	7606GT	18.6	58.0	11,329	5.66	202.3

fh=field hybrid

E. A. & B. Farms						
Stockton, CA - Lower Jones Tract						
						
Planted: 4/19/2011			Harvested: 10/14/2011			
Soil Type: Peat			Days To Harvest: 178			
Company	Entry	Harvest Moisture	Bu. Wt.	Yield @ 15.5%		
				Lbs./Ac.	Tons/Ac.	Bu./Ac.

Eureka	7443VT3P	13.9	60.0	12,782	6.39	228.2
Eureka	7590RR P1	13.8	60.0	12,335	6.17	220.3
Eureka	7553VT3P (X1153)	13.8	61.0	12,281	6.14	219.3
Eureka	7595RR	14.0	61.0	12,235	6.12	218.5
Eureka	7532VT3 e	15.1	58.0	11,868	5.93	211.9
Eureka	7670RR	14.0	59.0	11,685	5.84	208.7
Dekalb	62-63	14.9	60.0	11,668	5.83	208.4
Eureka	7532VT3 w	15.8	58.0	11,614	5.81	207.4
Eureka	7606GT	14.9	60.0	10,966	5.48	195.8
Eureka	7589RR	15.0	57.0	10,866	5.43	194.0

P1=Poncho 1250, e=east side of plot, w=west side of plot.

E, A & B Farms						
Stockton, CA Jones Tract						
Planted: 4/23/2010				Harvested: 10/18/2010		
Soil Type: Peat				Days To Harvest: 178		
Company	Entry	Harvest Moisture	Bu. Wt.	Yield @ 15.5%		
				Lbs./Ac.	Tons/Ac.	Bu./Ac.
Eureka	7590RR	14.3	*	13,820	6.91	246.8
Eureka	7532VT3	14.8	*	13,643	6.82	243.6
Eureka	7477VT3	12.4	*	13,334	6.67	238.1
Eureka	7595RR	14.6	*	13,330	6.67	238.0
Eureka	7539SS	15.3	*	12,920	6.46	230.7
NK	N78NGT/LL/CB	15.6	*	12,697	6.35	226.7
Eureka	7548VT3 e	14.2	*	12,464	6.23	222.6
Eureka	7548VT3 w	14.6	*	12,433	6.22	222.0
Eureka	7555GT	14.3	*	12,366	6.18	220.8


e=east side of plot, w=west side of plot.

E, A & B Farms						
Stockton, CA - Jones Tract						
Planted: 4/23/2008				Harvested: 9/3/2008		



<i>Soil Type: Peat</i>				<i>Days To Harvest: 133</i>		
Company	Entry	Harvest Moisture	Bu. Wt.	Yield @ 15.5%		
				Lbs./Ac.	Tons/Ac.	Bu./Ac.
Eureka	7538VT3	13.8	*	12,427	6.21	221.9
Eureka	7590RR	14.2	*	11,470	5.74	204.8
Eureka	7595RR	14.0	*	11,317	5.66	202.1
Eureka	7477VT3	13.1	*	11,107	5.55	198.3
Eureka	7548RR	14.5	*	10,534	5.27	188.1
Pioneer	33N55 w	13.8	*	10,259	5.13	183.2
Pioneer	33N55 e	13.6	*	10,012	5.01	178.8
Eureka	7654RR	14.5	*	9,836	4.92	175.6

e=east plot, w=west plot.

<h2 style="text-align: center;">Bustez Enterprises</h2> <p style="text-align: center;">Holt, CA - Jones Tract</p> 						
<i>Planted: 5/5/2010</i>				<i>Harvested: 10/7/2010</i>		
<i>Soil Type: Peat</i>				<i>Days To Harvest: 155</i>		
Company	Entry	Harvest Moisture	Bu. Wt.	Yield @ 15.5%		
				Lbs./Ac.	Tons/Ac.	Bu./Ac.
Eureka	7590RR	18.2	*	13,044	6.52	232.9
Eureka	7477VT3	16.2	*	12,959	6.48	231.4
Eureka	7548VT3	18.2	*	11,885	5.94	212.2
Dekalb	62-63VT3P	17.9	*	11,830	5.91	211.2
Eureka	7532VT3	19.0	*	11,647	5.82	208.0
Eureka	7555GT	18.7	*	11,469	5.73	204.8
Pioneer	32N26	22.0	*	11,380	5.69	203.2
Eureka	7539SS	17.9	*	10,939	5.47	195.3
Pioneer	32T84 HX1	21.2	*	10,903	5.45	194.7
Dekalb	62-61 RR	18.2	*	10,899	5.45	194.6
Dekalb	64-83 VT3	19.7	*	10,844	5.42	193.6
Dekalb	64-69 VT3P	20.3	*	10,667	5.33	190.5
Dekalb	62-97 VT2P	19.6	*	9,937	4.97	177.4

<h2 style="text-align: center;">Del Terra Farms LLC #1</h2> <p style="text-align: center;">Tracy, Ca</p> 	
--	--



<i>Planted: 4/15/2011</i>				<i>Harvested: 10/1/2011</i>		
<i>Soil Type: Peat</i>				<i>Days To Harvest: 169</i>		
Company	Entry	Harvest Moisture	Bu. Wt.	Yield @ 15.5%		
				Lbs./Ac.	Tons/Ac.	Bu./Ac.
Eureka	7553 (X1153)	16.2	62.0	15,964	7.98	285.1
Eureka	7553 VT3P (X1153)	16.3	61.0	15,732	7.87	280.9
Eureka	7532VT3	16.0	58.0	15,550	7.78	277.7
Eureka	7443VT3P	15.8	61.0	15,421	7.71	275.4
Eureka	7531	15.7	62.0	15,296	7.65	273.1
Eureka	7590RR	15.9	60.0	14,545	7.27	259.7
Pioneer	31N27 w	16.9	61.5	14,466	7.23	258.3
Pioneer	31N27 e	16.3	62.5	14,452	7.23	258.1
Eureka	7589VT3P	15.1	59.0	13,650	6.83	243.8
Eureka	7606GT	16.5	59.0	13,378	6.69	238.9

e=east side of plot, w=west side of plot

Del Terra Farms LLC # 2

Tracy, CA



<i>Planted: 5/11/2011</i>				<i>Harvested: 10/31/2011</i>		
<i>Soil Type: Peat</i>				<i>Days To Harvest: 173</i>		
Company	Entry	Harvest Moisture	Bu. Wt.	Yield @ 15.5%		
				Lbs./Ac.	Tons/Ac.	Bu./Ac.
Eureka	7553 (X1153)	17.2	62.0	15,759	7.88	281.4
Eureka	7531 e	17.2	61.0	15,438	7.72	275.7
Eureka	7531 w	17.6	61.0	15,291	7.65	273.0
Eureka	7532VT3	17.2	57.0	15,263	7.63	272.5
Eureka	7590RRP1	17.8	62.0	15,225	7.61	271.9
Eureka	7443VT3P	17.4	61.0	15,139	7.57	270.3
Eureka	7435RR (X1151)	14.4	60.0	14,647	7.32	261.4

Morris Farms

Brentwood, CA - Palm Tract



<i>Planted: 4/25/2011</i>				<i>Harvested: 10/10/2011</i>		
<i>Soil Type: Peat</i>				<i>Days To Harvest: 168</i>		

Company	Entry	Harvest Moisture	Bu. Wt.	Yield @ 15.5%		
				Lbs./Ac.	Tons/Ac.	Bu./Ac.
Eureka	7595RRR	20.4	*	12,054	6.03	215.3
Eureka	7590RR	18.0	*	11,905	5.95	212.6
Eureka	7443VT3P	17.0	*	11,860	5.93	211.8
Eureka	7670VT3	22.5	*	11,571	5.79	206.6
Eureka	7553VT3 (X1153)	16.0	*	11,516	5.76	205.7
Eureka	7477VT3	18.0	*	11,380	5.69	203.2
Eureka	X1152VT3	19.0	*	11,266	5.63	201.2
Eureka	7532VT3	20.5	*	10,912	5.46	194.9
Eureka	7589VT3	18.7	*	10,799	5.40	192.8
Pioneer	33Y75	26.6	*	9,884	4.94	176.5
Eureka	7606GT	18.8	*	9,808	4.90	175.1

Morris Farms

Brentwood, CA - Palm Tract



Planted: 4/23/2010

Harvested: 10/11/2010

Soil Type: Peat

Days To Harvest: 171

Company	Entry	Harvest Moisture	Bu. Wt.	Yield @ 15.5%		
				Lbs./Ac.	Tons/Ac.	Bu./Ac.
Eureka	7532VT3 s	16.0	*	13,576	6.79	242.4
Eureka	7590VT3P	15.5	*	13,387	6.69	239.0
Eureka	7532VT3 n	15.9	*	12,657	6.33	226.0
Eureka	7443 VT3P	14.9	*	12,369	6.18	220.9
Eureka	7477VT3	14.4	*	12,144	6.07	216.9
Eureka	7595RR	14.7	*	11,983	5.99	214.0
Eureka	7548VT3	14.9	*	11,801	5.90	210.7
Pioneer	32T82	16.0	*	11,088	5.54	198.0
Eureka	7539SS	14.5	*	11,083	5.54	197.9
Eureka	7589RR	14.9	*	10,890	5.44	194.5
Eureka	X1042VT3	15.0	*	10,652	5.33	190.2
Eureka	7555GT	14.2	*	10,633	5.32	189.9

s=south side of plot, n=north side of plot.

Morris Farms

Brentwood, CA - Palm Tract



Planted: 4/11/2009

Harvested: 9/25/2009

Soil Type: Peat

Days To Harvest: 167

Company	Entry	Harvest Moisture	Bu. Wt.	Yield @ 15.5%		
				Lbs./Ac.	Tons/Ac.	Bu./Ac.
Eureka	7595RR	15.8	*	12,849	6.42	229.4
Eureka	7477VT3	13.0	*	11,857	5.93	211.7
Eureka	7532VT3	14.0	*	11,838	5.92	211.4
Eureka	7539VT3	15.5	*	11,812	5.91	210.9
Eureka	X9035RR	13.6	*	11,776	5.89	210.3
Eureka	X9061GT	13.5	*	11,739	5.87	209.6
Eureka	X9033RR	13.0	*	11,621	5.81	207.5
Eureka	7539RR	13.2	*	11,493	5.75	205.2
Eureka	7590RR	14.0	*	11,337	5.67	202.4
Eureka	X9078GT	13.1	*	11,287	5.64	201.6
Eureka	X9080RR	14.1	*	11,274	5.64	201.3
Eureka	7548VT3	13.6	*	11,256	5.63	201.0
Eureka	X9024RR	14.4	*	11,168	5.58	199.4
Eureka	7538VT3	13.0	*	10,962	5.48	195.8
Pioneer	33T55	14.0	*	10,452	5.23	186.6
Eureka	X9060GT	14.1	*	10,040	5.02	179.3
Eureka	X9016GT	13.5	*	9,841	4.92	175.7
Eureka	X8068GT	13.2	*	9,774	4.89	174.5
Eureka	7588GT	12.9	*	9,757	4.88	174.2
Eureka	X8038GT	12.5	*	9,564	4.78	170.8

Willow Creek Farms

Merced, CA



Planted: 3/27/2010

Harvested: 9/6/2010


Soil Type: Clay Loam

Days To Harvest: 163

	Harvest	Yield @ 15.5%
--	---------	---------------

Company	Entry	Moisture	Bu. Wt.	Lbs./Ac.	Tons/Ac.	Bu./Ac.
Eureka	7532VT3	12.0	*	13,324	6.66	237.9
Eureka	7443RR	12.4	*	13,203	6.60	235.8
Eureka	X1034RR	15.0	*	13,176	6.59	235.3
Eureka	7548VT3	11.4	*	12,322	6.16	220.0
Eureka	7532VT3	11.4	*	12,076	6.04	215.6
Eureka	7590RR	12.6	*	11,985	5.99	214.0
Eureka	7590VT3P	12.6	*	11,909	5.95	212.7
Eureka	7477VT3	12.3	*	11,583	5.79	206.8
Eureka	7477VT3	12.2	*	11,359	5.68	202.8
Eureka	7589VT3P	13.1	*	11,134	5.57	198.8
Pioneer	31G97 e	13.2	*	11,041	5.52	197.2
Eureka	X1009GT	14.1	*	10,792	5.40	192.7
Eureka	X1009VT3P	12.0	*	10,687	5.34	190.8
Pioneer	31G97 w	12.0	*	10,370	5.19	185.2
Eureka	7555GT	12.1	*	10,229	5.11	182.7

e=east side of plot, w=west side of plot

Phil Favier Farms		Merced, CA				
<i>Planted: 5/15/2011</i>		<i>Harvested: 10/25/2011</i>				
<i>Soil Type: Clay Loam</i>		<i>Days To Harvest: 163</i>				
Company	Entry	Harvest Moisture	Bu. Wt.	Yield @ 15.5%		
				Lbs./Ac.	Tons/Ac.	Bu./Ac.
Eureka	7553 (X1153)	15.2	61.0	15,170	7.59	270.9
Pioneer	P0902	15.6	62.0	14,297	7.15	255.3
Pioneer	32G78	15.1	60.0	13,951	6.98	249.1
Pioneer	31N27	14.8	61.0	13,758	6.88	245.7
Eureka	7531	15.9	62.0	13,101	6.55	233.9
Pioneer	33Y75	15.6	60.0	12,867	6.43	229.8

Russell Harris Farms 

Chowchilla, CA



Planted: 4/13/2011				Harvested: 9/21/2011		
Soil Type: Loam				Days To Harvest: 161		
Company	Entry	Harvest Moisture	Bu. Wt.	Yield @ 15.5%		
				Lbs./Ac.	Tons/Ac.	Bu./Ac.
Eureka	7590RR	14.0	*	15,890	7.95	283.8
Eureka	7532VT3	13.8	*	15,785	7.89	281.9
Eureka	7443VT3	14.2	*	15,177	7.59	271.0
Dekalb	67-88	17.2	*	14,938	7.47	266.8
Eureka	7589VT3	15.1	*	14,384	7.19	256.9
Eureka	7477VT3	13.1	*	14,027	7.01	250.5

Wilgenberg Farms

Chowchilla, CA



Planted: 4/6/2011				Harvested: 9/26/2011		
Soil Type: Sandy Loam				Days To Harvest: 173		
Company	Entry	Harvest Moisture	Bu. Wt.	Yield @ 15.5%		
				Lbs./Ac.	Tons/Ac.	Bu./Ac.
Eureka	7443VT3P	12.9	*	16,836	8.42	300.6
Eureka	7532VT3	13.1	*	15,503	7.75	276.8
Eureka	7589VT3	14.5	*	14,829	7.41	264.8
Eureka	7477VT3	14.3	*	13,214	6.61	236.0
Eureka	7606GT	14.3	*	13,186	6.59	235.5


Perriera Brothers


Los Banos, CA



Planted: 4/28/2010				Harvested: 10/7/2010		
Soil Type: Clay Loam				Days To Harvest: 162		
Company	Entry	Harvest Moisture	Bu. Wt.	Yield @ 15.5%		
				Lbs./Ac.	Tons/Ac.	Bu./Ac.
Eureka	7590RR	13.9	*	11,658	5.83	208.2
Eureka	7548VT3	11.8	*	11,630	5.81	207.7

Eureka	7532VT3	14.3	*	11,247	5.62	200.8
Eureka	7539SS	12.8	*	10,575	5.29	188.8
Eureka	7555GT	13.4	*	9,910	4.96	177.0


Britz Farming						
Firebaugh, CA						
<i>Planted: 4/15/2009</i>				<i>Harvested: 9/15/2009</i>		
<i>Soil Type: Clay Loam</i>				<i>Days To Harvest: 153</i>		
Company	Entry	Harvest Moisture	Bu. Wt.	Yield @ 15.5%		
				Lbs./Ac.	Tons/Ac.	Bu./Ac.
Eureka	7531	11.9	*	12,409	6.20	221.6
Pioneer	31N27	13.8	*	12,353	6.18	220.6
Pioneer	33Y74	12.1	*	12,141	6.07	216.8
Eureka	7595	11.6	*	11,178	5.59	199.6


Chad Crivelli Farms						
Dos Palos, CA						
<i>Planted: 4/11/2011</i>				<i>Harvested: 9/17/2011</i>		
<i>Soil Type: Clay</i>				<i>Days To Harvest: 159</i>		
Company	Entry	Harvest Moisture	Bu. Wt.	Yield @ 15.5%		
				Lbs./Ac.	Tons/Ac.	Bu./Ac.
Eureka	7590 RR	14.7	*	14,452	7.23	258.1
Eureka	7532VT3, n	14.5	*	14,019	7.01	250.3
Eureka	X9080RR	16.3	*	14,002	7.00	250.0
Eureka	7443VT3P	14.5	*	12,269	6.13	219.1
Eureka	7589VT3	17.2	*	11,969	5.98	213.7
Eureka	7532VT3, s	12.9	*	11,592	5.80	207.0
Eureka	7606GT	14.5	*	11,037	5.52	197.1

n=noth side of plot, s=south side of plot

Chad Crivelli Farms						
Dos Palos, CA						

<i>Planted: 4/21/2010</i>				<i>Harvested: 10/3/2010</i>		
<i>Soil Type: Clay Loam</i>				<i>Days To Harvest: 165</i>		
Company	Entry	Harvest Moisture	Bu. Wt.	Yield @ 15.5%		
				Lbs./Ac.	Tons/Ac.	Bu./Ac.
Eureka	7531	13.8	*	13,235	6.62	236.3
Pioneer	31N27	17.0	*	14,426	7.21	257.6

E.W. Suorez Farms						
Buttonwillow, CA						
<i>Planted: 4/2/2009</i>				<i>Harvested: 9/8/2009</i>		
<i>Soil Type: Mineral</i>				<i>Days To Harvest: 159</i>		
Company	Entry	Harvest Moisture	Bu. Wt.	Yield @ 15.5%		
				Lbs./Ac.	Tons/Ac.	Bu./Ac.
Eureka	7590RR	12.8	58.0	14,515	7.26	259.2
Syngenta	N8214	13.0	57.0	14,011	7.01	250.2
Eureka	7595	12.7	58.5	13,918	6.96	248.5
Eureka	X8038GT	12.9	58.0	11,580	5.79	206.8
Eureka	X9016GT	12.4	56.0	10,415	5.21	186.0

Furrow Farms						
Wasco, CA						
<i>Planted: 4/3/2011</i>				<i>Harvested: 9/9/2011</i>		
<i>Soil Type: Mineral</i>				<i>Days To Harvest: 159</i>		
Company	Entry	Harvest Moisture	Bu. Wt.	Yield @ 15.5%		
				Lbs./Ac.	Tons/Ac.	Bu./Ac.
Eureka	7604GT s	12.1	57.0	8,905	4.45	159.0
Eureka	7589VT3P	12.3	57.0	7,513	3.76	134.2
Eureka	7606GT	12.1	58.0	7,929	3.96	141.6
Eureka	7590RR	12.2	59.0	8,278	4.14	147.8
Eureka	7532VT3	12.6	58.0	8,716	4.36	155.6
Eureka	7604GT n	12.2	57.0	9,174	4.59	163.8

W.C Handel & Son

Shafter



Planted: 4/4/2011

Harvested: 9/15/2011

Soil Type: Mineral

Days To Harvest: 164

Company	Entry	Harvest Moisture	Bu. Wt.	Yield @ 15.5%		
				Lbs./Ac.	Tons/Ac.	Bu./Ac.
Eureka	7532VT3	12.5	59.0	11,218	5.61	200.3
Eureka	7539	12.2	58.5	10,968	5.48	195.9
Eureka	7590RR	12.2	59.0	10,658	5.33	190.3
Eureka	7589VT3	12.8	57.0	9,793	4.90	174.9
Eureka	X1156	12.1	57.0	9,483	4.74	169.3
Eureka	7566	12.3	58.0	9,085	4.54	162.2
Eureka	7606GT	12.5	58.0	9,010	4.50	160.9

W. C. Handel & Son

Wasco, CA



Planted: 4/10/2010

Harvested: 9/12/2010

Soil Type: Mineral

Days To Harvest: 155

Company	Entry	Harvest Moisture	Bu. Wt.	Yield @ 15.5%		
				Lbs./Ac.	Tons/Ac.	Bu./Ac.
Eureka	7532VT3	12.4	57.5	10,098	5.05	180.3
Eureka	7539VT3	13.5	58.0	9,458	4.73	168.9
Eureka	7590RR	12.6	58.5	8,780	4.39	156.8
Eureka	7555GT	12.1	59.0	8,677	4.34	154.9
Eureka	7477VT3	12.2	58.5	7,787	3.89	139.1